



☎: General: 0471- 2312910, 2318153, 2318154, 2318155 Chairman: 2318150 Member Secretary: 2318151
E-mail: ms.kspcb@gov.in FAX: 0471 - 2318134, 2318152 web: www.keralapcb.nic.in

KERALA STATE POLLUTION CONTROL BOARD

കേരള സംസ്ഥാന മലിനീകരണ നിയന്ത്രണ ബോർഡ്

Pattom P.O., Thiruvananthapuram - 695 004
പട്ടം പി.ഒ., തിരുവനന്തപുരം - 695 004

E-Office File No: KSPCB/772/2022-EE-5

Date: 30/09/2022

From

The Member Secretary

To

✓ The Member Secretary
Central Pollution Control Board
Parivesh Bhawan, East Arjun Nagar,
Delhi- 110032
e-mail: ms.cb.cpcb.nic.in,
hwmd.cpcb@nic.in

Sub:- Annual Inventory on Hazardous Waste Management for the year
2021-2022- reg.

Sir,

The Annual Inventory on generation and Management of Hazardous and other wastes for the year 2021-2022 is submitted herewith for your kind information and necessary action.

Yours faithfully,

Enclosure: As above

MEMBER SECRETARY

Copy to:

The Director,
Regional Directorate ,Central Pollution Control Board
Nisarga Bhavan, Thimmaiah Road,
2nd Main Road, Shivanagar
Basaveshwar Nagar, Bengaluru, Karnataka - 560 079
e-mail: zobangalore.cpcb@nic.in

Submission of Annual Inventory on Hazardous and Other Waste Management

Name of SPCB		KERALA										Year: -2021-2022							
A1 Details on Hazardous Waste Generation						Authorized Quantity of Hazardous Waste (Metric Tonne)				Quantity of HW Generated during the year (Metric Tonne)				Details on Import and Export of Hazardous Waste					
Sl. No	Name of the District	Total Number of HW Generating Industry	Number of Units Possessing authorisation	Number of Units exempted from obtaining Authorisation	Number of HW Units submitted annual returns	Landfillable	Incinerable	Recyclable	Utilizable	Total Quantity	Landfillable	Incinerable	Recyclable	Utilizable	Total Quantity	Quantity of HW Imported during the year (Metric	Type of HW *	Quantity of HW exported during the	Type of HW*
						1	2	3	4	5	6	7	8	9	10	11	12	13	
1	Trivandrum	149	149	0	12	2488.29	0	46.12	0	2534.41	2488.29	0	46.12	0	2534.41	0	0	0	0
2	Kollam	158	158	0	158	20000	0	296.2	0	20296.2	14173.34	0	296.2	0	14469.54	0	0	0	0
3	Alappuzha	57	57	0	18	2058.694	0	188.22	0	2246.914	2058.694	0	188.22	0	2246.914	0	0	0	0
4	Pathanamthitta	31	31	0	27	41.79	0	88.533	0	130.323	41.79	0	88.53	0	130.32	0	0	0	0
5	Kottayam	61	61	0	16	458.4	0	595.36	0	1053.76	122.674	0	193.446	0	316.12	0	0	0	0
6	Idukki	58	58	0	42	33	0	96.06	0	129.06	31.67	0	40.5	0	72.17	0	0	0	0
7	Ernakulam	720	720	0	215	16746	1132	15968.976	2888.74	36735.717	14482.1835	0	4620.4045	2686.44	21789.028	0	0	0	0
8	Thrissur	233	181	0	48	213.623	0	253.43	0	467.053	105.86	0	72.948	0	178.808	0	0	0	0
9	Palakkad	75	75	0	75	4000	0	3164.793	0	7164.79	3097.254	0	1165.398	0	4262.652	0	0	0	0
10	Malappuram	32	28 (4 KSRTC DEPOT)	0	32	14487.26	0	353.4435	0	14840.704	14487.26	0	353.4435	0	14840.7035	0	0	0	0
11	Kozhikode	103	103	0	23	218.948	0	165.019	0	383.967	43.98	0	25.02	0	69.00	0	0	0	0
12	Wayanad	41	41	0	36	0	0	40	0	40	0	0	30.8	0	30.8	0	0	0	0
13	Kannur	269	269	0	76	104.83	0	100.11	0	204.94	104.83	0	100.11	0	204.94	0	0	0	0
14	Kasaragod	36	36	0	35	2.2255	0	103.654	0	105.8795	2.2255	0	103.654	0	105.8795	0	0	0	0
Total		2023	1967	0	813	60853.0605	1132	21459.9185	2888.7	86333.72	51240.051	0	7324.794	2686.44	61251.285	0	0	0	0

Note: *Please specify category also(i.e.Schedule 111-PartA/B/D OF HOWM Rules with Basel Number

A2 Details on Inter-state Movement of Hazardous Waste for Recycling /Utilisation/Disposal					
S. No	Hazardous Waste	Hazardous Waste received from other State/UT		Hazardous Waste sent to other state/UT	
		Name of State/UT from which waste received	Quantity received (MT)	Name of State/UT where waste sent (MT)	Quantity sent (MT)
		14	15	16	17
1	For disposal at common secured landfill				
2	For disposal at common Incinerator				
3	For recycling by Schedule IV recyclers			3S RECLAIMERS, PLOT No-G-13/3/midc Ahamed Nagar.	0.7
4	For Utilization in co-processing (cement plants)				
5	For non-captive utilization based on CPCBs SOPs				


A3 Details on Hazardous Waste Recycled and Utilized											
S.No.	Name of the District	Recycling / Utilization of hazardous waste (generated within the State/ UT)						Recycling/Utilization of hazardous waste (received from other Stae/UT)			
		Quantity Utilized (MT)						Quantity of waste Recycled (listed under Schedule-IV Hazardous Wastes)(MT)	Quantity Utilized (MT)		
		Quantity of waste recycled (listed under Schedule-IV Hazardous Wastes)		Co-processing in Cement plant		Non-captive utilization based on CPCBs SOPs			Captive utilization of hazardous waste and other	Co-processing in Cement plant	Non-captive utilization based on CPCBs SOPs
Generated within state	Imported	Generated within state	Imported	Generated within state	Imported	Generated within state	Imported	Quantity of waste Recycled (listed under Schedule-IV Hazardous Wastes)(MT)			
18	19	20	21	22	23	24	25	26	27		
1	Trivandrum	46.12	NIL	NIL	NIL	NIL	NIL	NIL	NIL	NIL	NIL
2	Kollam	296.2	NIL	NIL	NIL	NIL	NIL	NIL	NIL	NIL	NIL
3	Alappuzha	188.22	NIL	NIL	NIL	NIL	NIL	NIL	NIL	NIL	NIL
4	Pathanamthitta	88.533	NIL	NIL	NIL	NIL	NIL	NIL	NIL	NIL	NIL
5	Kottayam	193.446	NIL	NIL	NIL	NIL	NIL	NIL	NIL	NIL	NIL
6	Idukki	40.5	NIL	NIL	NIL	NIL	NIL	NIL	NIL	NIL	NIL
7	Ernakulam	4620.405	NIL	NIL	NIL	NIL	NIL	2684	NIL	NIL	NIL
8	Thrissur	72.948	NIL	NIL	NIL	NIL	NIL	NIL	NIL	NIL	NIL
9	Palakkad	1075.66	NIL	NIL	NIL	NIL	NIL	NIL	NIL	NIL	NIL
10	Malapuram	353.4435	NIL	NIL	NIL	NIL	NIL	NIL	NIL	NIL	NIL
11	Kozhikode	25.02	NIL	NIL	NIL	NIL	NIL	NIL	NIL	NIL	NIL
12	Wayanad	30.8	NIL	NIL	NIL	NIL	NIL	NIL	NIL	NIL	NIL
13	Kannur	100.11	NIL	NIL	NIL	NIL	NIL	NIL	NIL	NIL	NIL
14	Kasaragod	102.697	NIL	NIL	NIL	NIL	NIL	NIL	NIL	NIL	NIL
	Total	7234.102	NIL	NIL	NIL	NIL	NIL	2684	NIL	NIL	NIL

Recycling units collect the waste from all districts

A4 Details on Hazardous Waste Disposed							
S. No.	Name of the District	Disposal of Hazardous waste (generated within the State/UT)				Disposal of Hazardous waste (received from other State/UT)	
		Quantity Disposed in Secured Landfill (MT)		Quantity Disposed through Incinerator (MT)		Quantity Disposed in common(MT)	
		Common	Captive	Common	Captive	SLF	Incinerator
		28	29	30	31	32	33
1	Trivandrum	2488.29	NIL	NIL	NIL	NIL	NIL
2	Kollam	0	14173.34	NIL	NIL	NIL	NIL
3	Alappuzha	2058.694	NIL	NIL	NIL	NIL	NIL
4	Pathanamthitta	41.78	NIL	NIL	NIL	NIL	NIL
5	Kottayam	122.674	NIL	NIL	NIL	NIL	NIL
6	Idukki	31.67	NIL	NIL	NIL	NIL	NIL
7	Ernakulam	14482.18	NIL	NIL	NIL	NIL	NIL
8	Thrissur	105.86	NIL	NIL	NIL	NIL	NIL
9	Palakkad	2933.425	NIL	NIL	NIL	NIL	NIL
10	Malapuram	14487.26	NIL	NIL	NIL	NIL	NIL
11	Kozhikode	43.98	NIL	NIL	NIL	NIL	NIL
12	Wayanad	0	NIL	NIL	NIL	NIL	NIL
13	Kannur	104.83	NIL	NIL	NIL	NIL	NIL
14	Kasaragod	2.1105	NIL	NIL	NIL	NIL	NIL
	Total	36902.757	14173.34	NIL	NIL	NIL	NIL

A5 Details on Hazardous Waste Stored at Occupier Premises

S.No	Name of the District	Total Quantity of HW stored at Occupier premises at the beginning to the financial year i.e. 1st April (MT)				Total Quantity of HW stored at Occupier premises at the end of financial year i.e. 31st March (MT)			
		Landfillable	Incinerable	Recyclable	Utilizable	Landfillable	Incinerable	Recyclable	Utilizable
		34	35	36	37	38	39	40	41
1	Trivandrum	NIL	NIL	NIL	NIL	NIL	NIL	NIL	NIL
2	Kollam	83352.87	Nil	Nil	Nil	97526.21	Nil	Nil	Nil
3	Alappuzha	NA	NA	NA	NA	NA	NA	NA	NA
4	Pathanamthitta	Nil	Nil	Nil	Nil	Nil	Nil	Nil	Nil
5	Kottayam	NIL	NIL	NIL	NIL	NIL	NIL	NIL	NIL
6	Idukki	NIL	NIL	NIL	NIL	NIL	NIL	NIL	NIL
7	Ernakulam	1.6	NIL	1.44	3.08976	NIL	NIL	NIL	4.0905
8	Thrissur	Nil	Nil	Nil	Nil	Nil	Nil	Nil	Nil
9	Palakkad	124.282	0	8.432	0	163.8285	0	8.5012	0
10	Malapuram	0	NIL	NIL	NIL	0	NIL	NIL	NIL
11	Kozhikode	NIL	NIL	NIL	NIL	NIL	NIL	NIL	NIL
12	Wayanad	Nil	Nil	Nil	Nil	Nil	Nil	Nil	Nil
13	Kannur	NIL	NIL	NIL	NIL	NIL	NIL	NIL	NIL
14	Kasaragod	NIL	NIL	NIL	NIL	0.115	NIL	0.957	NIL
	TOTAL	83477.2	NIL	9.872	3.08976	97690.154	NIL	9.4582	4.0905



A6 Details on management of Other Waste (Domestically generated and imported)																		
S.No.	Name of the District	*Number of units authorized for recycling /utilization of Other Waste (MT)		Authorized capacity (MT)		Quantity of other waste Imported from other country (MT)	Basel Number	Name of country	Quantity of other waste exported to other country (MT)	Type and category	Name of Country	Quantity of other waste domestically generated (MT)	Quantity of other waste received from other state (MT)	Quantity of other waste sent to other state (MT)	Quantity of other waste (Schedule III waste B and D) utilized/recycled during the year April-March (MT)		Other waste sent for disposal to Common TSDF (MT)	
		Other Waste Schedule III-Part B	Other Waste Schedule III-Part D	Other Waste Schedule III-Part B	Other Waste Schedule III-Part D										Imported	Domestically generated		
																		42
1	Trivandrum	NIL	NIL	NIL	NIL	NIL	NIL	NIL	NIL	NIL	NIL	NIL	NIL	NIL	NIL	NIL	NIL	NIL
2	Kollam	NIL	NIL	NIL	NIL	NIL	NIL	NIL	NIL	NIL	NIL	NIL	NIL	NIL	NIL	NIL	NIL	NIL
3	Alappuzha	Nil	Nil	Nil	Nil	Nil	Nil	Nil	Nil	Nil	Nil	Nil	Nil	Nil	Nil	Nil	Nil	Nil
4	Pathanamthitta	Nil	Nil	NA	NA	NA	NA	NA	NA	NA	NA	NA	NA	NA	NA	NA	NA	NA
5	Kottayam	NIL	NIL	NIL	NIL	NIL	NIL	NIL	NIL	NIL	NIL	NIL	NIL	NIL	NIL	NIL	NIL	NIL
6	Idukki	NIL	NIL	NIL	NIL	NIL	NIL	NIL	NIL	NIL	NIL	NIL	NIL	NIL	NIL	NIL	NIL	NIL
7	Ernakulam	NIL	5	NIL	17800 MT/Annum	8405.902 MT	B1010,B3020	MULTIPLE	NA	NA	NA	NA	NA	NA	8405.902 MT	NA	NA	
8	Thrissur	NIL	NIL	NIL	NIL	NIL	NIL	NIL	NIL	NIL	NIL	NIL	NIL	NIL	NIL	NIL	NIL	
9	Palakkad	0	19	0	1810000	2291.051	B1010,B3020	MULTIPLE	0	NA	NA	132337.51	0	0	2291.051	132337.51	NIL	
10	Malapuram	NIL	2	NIL	165	165	NIL	NIL	nil	NIL	NIL	NIL	NIL	NIL	165	NIL	NIL	
11	Kozhikode	NIL	NIL	NIL	NIL	NIL	NIL	NIL	NIL	NIL	NIL	NIL	NIL	NIL	NIL	NIL	NIL	
12	Wayanad	Nil	Nil	Nil	Nil	Nil	Nil	Nil	Nil	Nil	Nil	Nil	Nil	Nil	Nil	Nil	Nil	
13	Kannur	NIL	NIL	NIL	NIL	NIL	NIL	NIL	NIL	NIL	NIL	NIL	NIL	NIL	NIL	NIL	NIL	
14	Kasaragod	NIL	NIL	NIL	NIL	NIL	NIL	NIL	NIL	NIL	NIL	NIL	NIL	NIL	NIL	NIL	NIL	
	TOTAL	NIL	21	NIL	1827965	10861.953						132337.51			10861.953	132337.51		
Total																		

Note:In case of traders,please provide name of the traders,quantity and category of other waste imported and name of actual user to whom the same has been sent

Quantity of HW generated during recycling/ utilization of other waste (MT)	Quantity of HW sent for disposal (MT) (as given at 54)	Quantity ofn other waste stored at occupiers premises (MT) (Including imported and domestically generated)	
		at the beginning of the financial year	at the end of financial year
54	54(i)	55	56
NIL	NIL	NIL	NIL
NIL	NIL	NIL	NIL
Nil	Nil	Nil	Nil
NA	NA	NA	NA
NIL	NIL	NIL	NIL
NIL	NIL	NIL	NIL
NA	NA	NA	NA
NIL	NIL	NIL	NIL
NIL	NIL	NIL	NIL
NIL	NIL	NIL	NIL
NIL	NIL	NIL	NIL
NIL	NIL	NIL	NIL
NIL	NIL	NIL	NIL
NIL	NIL	NIL	NIL
NIL	NIL	NIL	NIL

A7-B Details of Fluorescent and Other Mercury containing lamps resulting from Enforcement of Other Regulation

Sl.No.	Name of the District	Name and Address of collection centres authorized for collection	Authorized capacity (MT)	Quantity of waste received at collection centres (MT)	Quantity of waste sent for recycling /utilization (MT)	Quantity of waste sent to common TSDF (MT)	Quantity of hazardous waste stored at collection centres (MT)		
							at the beginning of the financial year i.e.1st April	at the end of financial year i.e.31st March	
			65	66	67	68	69	70	71
1	Trivandrum	NIL	NIL	NIL	NIL	NIL	NIL	NIL	NIL
2	Kollam	NIL	NIL	NIL	NIL	NIL	NIL	NIL	NIL
3	Alappuzha	NIL	NIL	NIL	NIL	NIL	NIL	NIL	NIL
4	Pathanamthitta	NIL	NIL	NIL	NIL	NIL	NIL	NIL	NIL
5	Kottayam	NIL	NIL	NIL	NIL	NIL	NIL	NIL	NIL
6	Idukki	NIL	NIL	NIL	NIL	NIL	NIL	NIL	NIL
7	Ernakulam	Kerala Enviro Infrastructure Ltd Common TSDF project, Inside FACT CD Campus, Ambalamedu, Kochi - 682 303, Kerala	90 MT	NIL	NIL	18.625	35.05	33.56	

8	Thrissur	NIL	NIL	NIL	NIL	NIL	NIL	NIL
9	Palakkad	NIL	NIL	NIL	NIL	NIL	NIL	NIL
10	Malapuram	NIL	NIL	NIL	NIL	NIL	NIL	NIL
11	Kozhikode	NIL	NIL	NIL	NIL	NIL	NIL	NIL
12	Wayanad	NIL	NIL	NIL	NIL	NIL	NIL	NIL
13	Kannur	NIL	NIL	NIL	NIL	NIL	NIL	NIL
14	Kasaragod	NIL	NIL	NIL	NIL	NIL	NIL	NIL
	TOTAL		90	NIL	NIL	18.625	35.05	33.56

A8 Details of waste collectors

S.No.	Name of the District	Name and address of waste collectors	Authoriz ed capacity (MT)	Quantity of waste received at collection centres (MT)		Quantity of waste sent for recycling /utilization (MT)		Quantity of waste sent to common TSDF		Quantity of waste stored at beginning of the year financial year i.e.1st April (MT)		Quantity of waste stored at end of the year financial year i.e.31st March (MT)	
				Hazard ous Waste	Other Waste	Hazardou s Waste	Other Waste	Hazardo us Waste	Other Waste	Hazardous Waste	Other Waste	Hazardou s Waste	Other Waste
		72	73	74	75	76	77	78	79	80	81	82	83
1	Trivandrum	NIL	NIL	NIL	NIL	NIL	NIL	NIL	NIL	NIL	NIL	NIL	NIL
2	Kollam	NIL	NIL	NIL	NIL	NIL	NIL	NIL	NIL	NIL	NIL	NIL	NIL
3	Alappuzha	NIL	NIL	NIL	NIL	NIL	NIL	NIL	NIL	NIL	NIL	NIL	NIL
4	Pathanamthitta	NIL	NIL	NIL	NIL	NIL	NIL	NIL	NIL	NIL	NIL	NIL	NIL
5	Kottayam	NIL	NIL	NIL	NIL	NIL	NIL	NIL	NIL	NIL	NIL	NIL	NIL
6	Idukki	NIL	NIL	NIL	NIL	NIL	NIL	NIL	NIL	NIL	NIL	NIL	NIL
7	Ernakulam	NIL	NIL	NIL	NIL	NIL	NIL	NIL	NIL	NIL	NIL	NIL	NIL
8	Thrissur	NIL	NIL	NIL	NIL	NIL	NIL	NIL	NIL	NIL	NIL	NIL	NIL
9	Palakkad	NIL	NIL	NIL	NIL	NIL	NIL	NIL	NIL	NIL	NIL	NIL	NIL
10	Malapuram	NIL	NIL	NIL	NIL	NIL	NIL	NIL	NIL	NIL	NIL	NIL	NIL
11	Kozhikode	NIL	NIL	NIL	NIL	NIL	NIL	NIL	NIL	NIL	NIL	NIL	NIL
12	Wayanad	NIL	NIL	NIL	NIL	NIL	NIL	NIL	NIL	NIL	NIL	NIL	NIL
13	Kannur	NIL	NIL	NIL	NIL	NIL	NIL	NIL	NIL	NIL	NIL	NIL	NIL
14	Kasargod	NIL	NIL	NIL	NIL	NIL	NIL	NIL	NIL	NIL	NIL	NIL	NIL
	Total	NIL	NIL	NIL	NIL	NIL	NIL	NIL	NIL	NIL	NIL	NIL	NIL

Recycling units collect the waste from all districts

B. Annual Inventory on Recycling/ Utilization/ Pre-processing/ Co-Processing of Hazardous and Other Waste

Name of SPCB: Kerala PCB				Year:2021-22	
S. No.	Type of Recycling Facilities	No of Facilities authorized for recycling /utilization/Pre-processing/Co-processing	Total Authorized Capacity (MTA)	Quantity Recycled /Utilized/Pre-processed/Co-processed (MT) during the year	
				Imported Quantity	Other Than Imported Quantity
		84	85	86	87
1	Hazardous Waste				
A	Commonly Recyclable HW				
1	Brass Dross	NA	NA	NA	NA
2	Zinc Bearing Wastes	NA	NA	NA	NA
3	Copper Bearing Waste	NA	NA	NA	NA
4	Spent catalyst containing nickel, cadmium, Zinc, copper, arsenic, vanadium and cobalt	1(recycler)	72	0	0
5	Lead bearing waste including battery waste	NA	NA	NA	NA
6	E-Waste	NA	NA	NA	NA
7	Paint and ink Sludge/ residues	NA	NA	NA	NA
8	Used Oil+ Waste Oil	6 recycler and 1 utilizer	45804.6 MT for recycling and 92 MT for utilization	0	8457.6797 MT recycled+ 9.22 MT utilized
9	Oil Sludge from ETP	1 utilizer	10711.24 MT for utilization		2702.493 MT utilized
	Total (Recycler + Utilizer)	7 recyclers and 2 utilizers	45876.6 MT for recycling and 10803.24 MT for utilization		8457.6797 MT recycled and 2711.713 MT utilized
B	Non-Captive utilization based on CPCBs SOPs				
1	spent solvents				
2	Residue generated from LD				
3	recover-Platinum,				
4	generated from packing				
5	containing Molybdenum				
6	contaminated				
	Total				
C	Captive utilization of hazardous wastes for which SOP has not been prepared by CPCB				
1					

2					
	Total				
D	Pre-processing of hazardous waste				
1					
2					
	hazardous and other wastes				
	Total				
E	Co-processing in Cement Plants				
1					
2					
	hazardous and other wastes				
	Total				
II	Other Waste				
A	Other Waste recyclers				
	Utilizers (Under Rule 9) of				
B	other waste	19	1810000	2291.05	132337.5115
	TOTAL				
C	Utilizers (under captive utilization) of other waste				
D	Pre-processors of other waste				
E	Co-processors of other waste				

12	Wayanad	NIL	NIL	NIL	NIL	NIL	NIL	NIL	NIL	NIL	NIL	NIL	NIL	NIL	NIL
13	Kannur	NIL	NIL	NIL	NIL	NIL	NIL	NIL	NIL	NIL	NIL	NIL	NIL	NIL	NIL
14	Kasaragod	NIL	NIL	NIL	NIL	NIL	NIL	NIL	NIL	NIL	NIL	NIL	NIL	NIL	NIL
	Total		2234.619	NIL	37172.043	NIL	18669.1	NIL	24554.9	NIL	23157.315	NIL	NIL	NIL	50000

*Including wastes received from other State/UT

--

Design life of SLF(in years)
106
NIL
NIL
NIL
NIL
NIL
NIL
20
NIL
NIL
NIL
NIL

NIL
NIL
NIL
20

D2 Details on Captive TSDF (S)

Name of SPCB : : Kerala PCB		Year:2021-22						
S. No	Name and Address of Captive facility	Type of facility (landfillable/incinerable/both)	Capacity		HW disposed during the year (MT)		Cumulative HW disposed till the end of financial year (MT)	
			Incinerator	Landfill (MT/A)	SLF	Incinerator	SLF	Incinerator
	118	119	120	121	122	123	124	125
1	The Kerala Minerals and Metals Ltd., Chavara, Kollam	SLF	Nil	20000	14173.34	Nil	97526.21	Nil
2	FACT CD	NA	NA	NA	NA	NA	NA	NA
3	IRE,Udyogamondal	Land fill	0	3000	0	0	0	0
4	HIL,Udhyogamondal	Both	0	480	0	0	0	not available
5	TCC	Land fill	0	3000	0	0	261.16	0

C List of authorized Recyclers/Utilizers/Pre-processors/Co-processors of Hazardous Waste					
Name of SPCB: Kerala PCB			Year:2021-22		
S.No	Name & Address of the Facility	Type of Hazardous	Authorized Recycling/Ut	Quantity	
				Imported	Other than
	79	88	89	90	91
I.	Hazardous Wastes				
A	List of Authorized Recyclers of hazardous waste				
1	Petrolive Petroleum(Angel group), Erikkulam(PO), Madikkai , Neeleswar,Kasaragod,671314	Used Oil	3600	0	368
		Waste Oil	3600	0	0
2	M/s CEE JEE Lubricants, IDA,Edayar	Used oil	7200	0	575.04
		waste oil	5475	0	0.89
3	M/s Excel petrochemical, Industrial Development Area, Edayar.	Used oil	1200	0	282.49
4	APJ REFINERIES PRIVATE LIMITED NEW INDUSTRIAL DEVELOPMENT AREA, KANJIKODE, PALAKKAD	Used Oil	14600	0	4815.1314
		Waste Oil	8760	0	720.9252
5	SWARAJ BIO FUEL ENERGY VIII/1256, NIDA, Kanjikode West, Pudukkery central Village, Palakkad,	Used Oil	1000	0	785.3031
		Waste Oil	1000	0	909.9
6	K.J. Lubes, Mannuthy, THRISSUR	Used oil	1278	Nil (Currently not working)	
7	Aaron International ,Industrial Development Plot,Parakkulam,Anakkara P O, Palakkad	Spent Catalyst	72	0	0
	Total		45804.6 MT	0	8457.6797 MT
B	List of Authorized Utilizers(under Rule 9) of hazardous waste				
1	BPCL KOCHI, Ernakulam	Oil Sludge	10711.24 MT		2702.493
2	FACT-CD, KOCHI, Ernakulam	Used Oil	92		9.22
	Total		10803.24 MT		2711.713 MT
C	List of Authorized Utilizers(under captive utilization)of hazardous waste				
1					
2					
	Total				
D	List of Authorized Pre-processors of hazardous waste				
1					
2					

	Total				
E	List of Authorized Co-processors of hazardous waste				
1					
2					
	Total				
II.	Other Waste				
A	List of Authorized recyclers of other other waste				
1					
2					
	Total				
B	List of Authorized Utilizers(under Rule 9) of other waste				
1	CPS Steel India (P) Ltd.,	Iron and steel	100000	0	0
2	Gasha Steels Pvt Ltd,Nida	Iron and steel	100000	0	107760.69
3	Mannarkad Steels Pvt Ltd.	Iron and steel	100000	0	0
4	MPS Steel P Ltd,Nida	Iron and steel	100000	0	0
5	Beepath Castings (P) Ltd.	Iron and steel	100000	0	9296.593
6	Kairali Steels & Alloys,	Iron and steel	100000	0	0
7	Minar Alloys And Forigns Pvt L	Iron and steel	100000	0	0
8	Bhoopathi Steels (P) Ltd.,	Iron and steel	100000	1393.535	3029.591
9	CHIRAKKAL STEELS PVT LTD	Iron and steel	100000	400	0
10	M/s. Paragon Steels (P) Ltd.,	Iron and steel	100000	0	0
11	Manjallur.	Iron and steel	100000	0	0
12	Thieh Ingots Pvt.Ltd	Iron and steel	100000	0	0
13	World Wide Iron And Steel	Iron and steel	100000	0	0
14	Yessem Steel Productions	Iron and steel	100000	0	0
15	South Malabar Steels &	Iron and steel	100000	0	0
16	Vanchinad Forgings Pvt. Ltd.,	Iron and steel	100000	207	3608
17	Kuttippulan Iron & Steel Co.	Iron and steel	100000	0	0
18	AP STEEL REROLLING MILL	Iron and steel	100000	20	200
19	KUNNATH PAPER MILL		10000	270.516	8442.6375
	Total		1810000	2291.051	132337.5115
C	List of Authorized Utilizers(under captive utilization) of other waste				
1					
2					
	Total				
D	List of Authorized Pre-processors of other waste				
1					
2					
	Total				
E	List of Authorized Co-processors of other waste				
1					
2					
	Total				



☎ : General: 0471- 2312910, 2318153, 2318154, 2318155 Chairman: 2318150 Member Secretary: 2318151
E-mail: ms.kspcb@gov.in FAX: 0471 - 2318134, 2318152 web: www.keralapcb.nic.in

KERALASTATE POLLUTION CONTROL BOARD
കേരള സംസ്ഥാന മലിനീകരണ നിയന്ത്രണ ബോർഡ്

Pattom P.O., Thiruvananthapuram - 695 004

പട്ടം പി.ഒ., തിരുവനന്തപുരം - 695 004

PCB/HO/PLA/AR/20/2021-22

Date: 15 /10 /2022

From

The Member Secretary

To

The Member Secretary
Central Pollution Control Board
Parivesh Bhavan
East Arjun Nagar
New Delhi - 110032

Sub: Annual report (AR) on Plastic Waste Rules, 2016 for the year 2021-22 - reg
Ref: Plastic Waste Management Rules, 2016

Sir,

The Annual Report (AR) on Plastic Waste Management Rules, 2016 for the period of 2021-22 is submitted herewith in prescribed format.

Yours faithfully

S. K. A. M.

MEMBER SECRETARY

Encl: As above

Copy to:

1. The Regional Director, CPCB, Bangalore
2. All Ros and Dos
3. IT Cell

STATE-WISE STATUS OF IMPLEMENTATION OF PLASTIC WASTE MANAGEMENT RULES, 2016, AS AMENDED 2018
ANNUAL REPORT 2021-22

Name of the SPCB/ PCC	Estimate of generation of plastic waste (TPA)*	Implementation of the Rules (Grade 4c)	Details of Plastic Waste Management (PWSM) eg: Collection, Segregation, Disposal (Co-Processing, Road construction, etc.) Rules (3 & 6)/Amend Action Plan)	Particulars of plastic waste on carry bags (through Executive Order) Attach copy of notification or Executive Order	No. of registered Manufacturer/Key Unit (Rule 13)	No. of unregistered Manufacturer/Key Unit (Rule 13)	No. of unregistered Manufacturer/Key Unit (Rule 13)	Status of Labeling on carry bags (Rule 11) Specify No. of units not compliant	No. of violation as & action taken on non-compliance of provisions of PWSMRules, 2016, as amended d, 2018/Rule 12)	Explicitly pricing of carry bags from producers, brand owners and importers (Rule 15)	Status of submission of Annual Report by ULBs to SPCB/PCC (Rule 16)	Submission of Annual Report to CPCB (Rule 17)
KERALA STATE POLLUTION CONTROL BOARD	Report enclosed as Annexure I	Report enclosed as Annexure II	Report enclosed as Annexure III	Report enclosed as Annexure IV	33	33	33	Usage of plastic carry bags of thickness less than 50 microns carry bags (bright/recycled) (Grade 4c)	<p>1) State control room to monitor Enforcement of Single Use plastic ban announced on 05/07/2022</p> <p>2) Direction issued to Urban Districts, Director of Punalur, All local bodies regarding the direction received from CPCB dated on 02/07/2022</p> <p>3) Direction issued to Additional Chief Secretary regarding the direction received from CPCB dated on 11/07/2022</p> <p>4) Direction issued to District Collector, Additional Chief Secretary, Sreebhava Matham, Urban Directorate on 22/07/2022, regarding field inspection to educational institutions, club and temple of Single Use Plastic items and OLMC activities.</p> <p>5) Direction issued to Urban Director, Director of Punalur regarding the direction received from CPCB dated on 03/08/2022</p> <p>6) Direction issued to Additional Chief Secretary regarding the direction received from CPCB dated on 03/08/2022</p> <p>7) Direction issued to all local bodies to use plastic dated on 27/01/2021</p> <p>8) State wide action published as News paper (01/07/2022, 01/07/2022, 09/07/2022 & 13/08/2022)</p> <p>9) Direction issued to Urban Director, Director of Punalur regarding the direction received from CPCB/SLIP compliance monitoring point, SLIP printers app & SLIP grievance Portal dated on 26/08/2022</p> <p>10) Direction issued to plastic units to obtain EPR registration dated on 06/08/2022</p> <p>11) Direction issued to Plastic Waste Process to obtain on 05/08/2022</p> <p>The Board officers along with the officials of Department conduct inspections for the strict implementation of single use plastic ban in the State. Violations were observed in 153 establishments and an amount of Rs. 7,14,000/- was imposed as fine and Rs.1,35,000/- was collected. Conferences at several areas were also done for the strict implementation of ban in the State. The Board inspected various shops and market places throughout Thiruvananthapuram District on 21/02/2022 and 13 kg of banned single use plastic items caught in this inspection another inspection was carried out in Kollam city and fine of Rs.1,90,000/-, Pannambathin 611.155kg ban Single use plastic collected. Alappuzha District visited 20kg banned single use plastic imposed fine Rs.20000/-, MAHA 0.38370kgw penalty 150000/-.</p> <p>Report enclosed as Annexure VII</p>	Usage of plastic carry bags (respective of thickness banned in the State w.e.f 01/01/2020. Vide G.O.(Ms)/No. 6/2019 Envvt dated 27-1-2020, vide GO no G.O.(Ms) No.4/2020 Envvt dated 16/02/2020 and G.O.(Ms)/No.2/2022/ENVT dated 28/02/2021.	373 local bodies (64 Report enclosed as annexure VIII	14.10.2022

Annexure I (Column 2)

Details of Plastic waste management details		
PW Generated (TPA)	PW Collected (TPA)	PW Processed (TPA)
71000 TPA	67348.79 TPA	<p>Clean Kerala Company has collected 612.84 MT of scheduled plastic during the year 2021-22 about 529.8 MT & 6.15 MT of plastic. In addition to this District wise webinars were conducted 500 TPA were collected by various other authorised collectors has been utilised for road tarring by PWD & BHAL respectively 6684.79 MT of plastic is recycled to various products by various authorised recyclers .</p> <p>Almost all the brand owners who obtained registration from the Central Pollution Control Board have not furnished reports to the State Pollution Control Board and hence it is not possible to quantify or verify the quantity of plastic waste if any taken back by them. From these annual reports received, the Board is not able to verify the genuineness of reports.</p>

Annexure II (Column 3)

STATUS OF IMPLEMENTATION OF BAN ON CARRYBAGS WITH THICKNESS < 75 Micron

Items	Status
Implementation of thickness of less than 75 microns carry bags (virgin/ recycled) (with effect from the 30th September, 2021). (Rule 4c- August 12, 2021)	<p>Ban on single use plastic items in the State w.e.f 01/01/2020 Vide G.O.(Ms) No. 6/2019 Env dated 27/11/2019; (Plastic carry bags irrespective of thickness are included in the single use plastic ban.) vide GO no G.O.(Ms) No.4/2020 Env dated 16/02/2020 and G.O.(Ms)No.2/202/ENVT dated 28/02/2021.</p> <p>SEUF Project: MOU was signed between Kerala State Pollution Control Board & Socio Economic Unit Foundation for conducting the assessment of plastic product (SUP) & SUP alternatives. The copy of the report submitted by SEUF is enclosed as Annexure IX.</p> <p>Webinars:</p> <ol style="list-style-type: none"> 1. Awareness session on plastic pollution and single use plastic dated 18.10.2021. Focus: University of Kerala 2. Awareness session on plastic pollution and single use plastic dated 30.10.2021 . Focus: Trivandrum 3. Awareness session on plastic pollution and single use plastic dated 02.11.2021 Focus: Kannur and Kasargod 4. Awareness session on plastic pollution and single use plastic dated 09.11.2021 Focus:Kozhikode & Wayanad 5. Awareness session on plastic pollution and single use plastic dated 12.11.2021 Focus: Malappuram 6. Awareness session on plastic pollution and single use plastic dated 18.12.2021 Focus: Ernakulam 7. All India Radio (AIR) on Awareness on Plastic Waste Management in Kerala dated 25/08/2021. 8. Awareness on Plastic Waste Management and Marine littering in DD channel dated 31/12/2021. 9. Advertisement is given in Magazine <p>Brochure:</p> <ol style="list-style-type: none"> 1. Message circulated to communicate the idea of preventing plastic pollution as part Christmas 2021. 2. Message circulated to communicate the idea of preventing plastic pollution dated 20/08/2021. <p>The details of the awareness program conduct by the Kerala State Pollution Control Board is enclosed as Annexure X</p>

ACTION PLAN FOR PLASTIC WASTE MANAGEMENT					
Sl. No.	Items	Current Status	Desirable Levels	Gap between current status and desirable level	Timeline
1	What is the quantity of plastic waste generated (Annual Report from VI pt. 2.6)(TPD)	71000 TPA	67348 TPA	3651.21	6 months (MCF, MRF, Harithakarma schemes are being set up)
2(a)	Number of registered plastic manufacturing units	556			
2(b)	Capacity of registered plastic manufacturing units (TPD)	Being collected			
3(a)	Total No of ULBs	93 (87 Municipality and 6 Corporations)			
3(b)	Percentage of ULBs which have set-up of plastic waste management system as per Rule 6(2)?	98.92	100	1.08	6 months
3(c)	Percentage of ULBs having facilities for collection of segregated waste	91.3	100	8.7	6 months
3(d)	Percentage of ULBs Material Recovery Facility	70.96	100	29.04	6 months
4(a)	Total No. of Panchayat	941			
4(b)	Percentage of Grama Panchayat which have setup of plastic waste management system as per Rule 7	31.74	100	68.26	6 months
4(c)	Percentage of GPs having facilities for collection of segregated waste	87.25	100	12.75	6 months
4(d)	Percentage of GPs having Material Recovery Facility	66.29	100	33.71	6 months
5(a)	No. of registered Producers/brandowners/importers as per	54 no.s			
5(b)	Percentage of Producers/brandowners/importers which have engaged with ULBs for PWM				
5(c)	Percentage of ULBs which have set-up system for plastic waste management with assistance of producers been set-up?Rule	1.1	100	98.9	6 months
6(a)	Number of registered plastic waste recyclers	123			
6(b)	Capacity of recycler (TPD)	600 TPD			
7	Status-of Utilization of plastic waste (Annual Report from VI pt.4)				
7(a)	Quantity of Plastic waste utilized in recycling (TPD)	600 TPD			
7(b)	Quantity of Plastic waste utilized in recycling Road Construction	915.75 TPA			
7(c)	Quantity of waste co-processed in plastic waste in cement kilns	1300.5 TPA			
7(d)	Quantity of waste utilized in production of RDF	Nil			
7(e)	Quantity of plastic waste used in production of waste to oil	Nil			
7(f)	Quantity of plastic waste used in other purpose (Please specify)	Nil			
8(a)	No.of Units registered manufacturing compostable plastic	3 units			

8(b)	Total capacity of units manufacturing compostable plastic	104 TPM
9(a)	No. of unregistered plastic manufacturing or recycling units (Annual Report format pt.7)	Nil
10	Whether local bodies have framed by-laws [Rule 6(4)]?	Yes
11	Whether plastic carry bags & plastic sheet of thickness<50micron banned or not [Rule 4(c)]?	Banned
12	Has complete ban on plastic carry bags been imposed? (Annual Report format pt.3)	Yes
13	Status of action taken on non-compliance of PWM Rules (Annual Report format pt.9)	The Board officers along with the officials of departments conducted inspections for the strict implementation of single use plastic ban in the State. Violations were observed in 153 establishments and an amount of Rs. 7,15,000/- was imposed as fine and Rs.3,35,000/- was obtained. Confiscation of banned items was also done for the strict implementation of ban in the State. The Board inspected various shops and market places throughout Thiruvananthapuram district on 21/02/2022 and 12 kg of banned single use plastic items caught in this inspection another inspection was carried out in Kollam city and fine of Rs.1,90,000/- . Pathanamthitta 611.155Kg ban Single use plastic collected. Alappuzha District collect 30kg banned single use plastic ,imposed fine Rs 30000/- .Idukki 0.36370tone penalty 150000/-.
14	Status of marking & labelling on plastic carry bags & multi layered packaging	Single use Plastic is banned in Kerala
15	Whether State Level Advisory Committee is constituted or not? [Rule 16] If yes, details of number of meetings conducted in a year	Yes
16	Status of phasing out of manufacture and use multi layered plastic which is non-recyclable or non-energy recoverable or with	PVC flex has been banned in the State.
17		
a	Details of Action taken to ensure that plastic waste is not burnt (Rule-6(g))	Instruction given to local bodies
b	Details of Action taken w.r.t. engagement of civil societies/groups with waste pickers (Rule-6(f))	Local bodies with Harithakarma Senas associated with waste pickers
c	Details of Action taken w.r.t. creating awareness among stakeholders (Rule-6(e))	Awareness Programmes were conducted at State, District and Institutional levels.

Annexure IV (Column 5)

Details of units producing restricted Single Use Plastic items

S.No	Items	Total No of units	Operating Units (No.)	Capacity of operating units (TPD)	Closed Units (No.)	Capacity of closed units (TPD)
1	Ear buds with plastic sticks					
2	Plastic sticks for balloons					
3	Plastic flags					
4	Candy sticks					
5	Ice-cream sticks					
6	Polystyrene [Thermocol] for decoration					
7	Plates, cups, glasses, cutlery such as forks, spoons, knives, straw, trays,					
8	Wrapping or packing films around sweet boxes, invitation cards, and cigarette packets					
9	Plastic or PVC banners less than 100 micron, stirrers					
10	Plastic Sheets < 50 micron					
11	Plastic Bags < 75 micron					

NIL.

*Ban on single use plastic items in the State w.e.f 01/01/2020 Vide G.O.(Ms) No. 6/2019 Env dated 27/11/2019, G.O. (Ms) No. 2/2020 /ENVVT dated 27-1-2020 ; vide GO no G.O. (Ms) No. 4/2020 Env dated 16/02/2020 and G.O.(Ms)No.2/202/ENVVT dated 28/02/2021 G.O. (Rt) No. 37/2021/ Env, dated 04/05/ 2021. Plastic carry bags irrespective of thickness are included in the single use plastic ban.

Annexure V (Column 6)

Details of Registered Plastic Manufacturers (Column 6)

S.No.	Name of the unit	Capacity	MLP/ Rigid/ Flexible/ Recycler/ Co-processing/ Compostable / Others (Please specify)	Status (Operating/Closed)	Production capacity (TPD)
1 (KOT TAYAM)	Royal Plasto Products	107.5hp	Plastic sheet	Operating	450 kg/d
2	PEARL INDUSTRIES	NA	NA	Closed	NA
3	INDIAR POLYMERS	169.6HP	POLYTHENE BAGS AND LATEX COLLECTION CUP	Operating	1170 kg/d
4	Aiswarya polyflex pvt.ltd	40hp	Poliprinted packing bag	Operating	100 kg/d
5	M/S SOORYA PLASTICS	20hp	NA	NA	NA
6	Poly print Industries	15hp	Poliprinted packing bag	Partially working	400kg/d
7	DILEEP PLASTICS	35hp	NA	Operating	NA
8	St. Jude Polymer Industries	160hp	NA	Operating	NA
9	HINDUSTAN POLYMER PRODUCTS	42.5hp	NA	Operating	310 kg/d
10	M/S FESTEL TANKS PVT.LTD	75hp	NA	Operating	NA
11	M/S SOBHA PLASTIC INDUSTRIES	NA	NA	Closed	NA
12	M/S ZION PRINTERS	NA	Polythene and plastic processed products manufacturing (virgin plastic)	Operating	NA
13	M/s.SHARON POLYMERS	60hp	Plastic bag and sheet without printing	Operating	600 kg/d
14	M/s.SHARON PLASTICS	60hp	Plastic bag and sheet without printing	Operating	600 kg/d
15	M/S SOORYA POLYMER INDUSTRIES	20hp	NA	Operating	NA
16	KANDATHICHIRA YIL TRADE LINKS		NA	Closed	NA
17	AISWARYA PLASTICS	30hp	Plastic sheets	Operating	400 kg/d
18	Premier Plastic Products, Verror P.O., Chethipuzha, Changanacherry,	20hp	NA	Operating	NA
19	DELTA ENTERPRISES	63hp	NA	Operating	NA
20	M/S ROYAL PLASTICS	65hp	NA	Operating	NA

21	FRIENDS STEEL INDUSTRIES	17.25hp	NA	Operating	NA
22	M/S JOASH PLASTO KRAFT	26.47hp	NA	Operating	NA
23	SHEELA PLASTICS	10hp	NA	Operating	NA
24	Gallent Polymers	37.5hp	NA	Operating	NA
25	ATLAS INDUSTRIES	78.5hp	Printed polythene films/bags	Operating	425 kg/d
26	COLOURDOT INDUSTRIES	42hp	NA	Operating	
27	M/S ASSOCIATED POLYMERS	24hp	NA	Operating	400 kg/d
28	Associated Extrusions	NA	NA	Closed	NA
29	M/S ASSOCIATED PLASTICS	56HP	NA	Operating	400 kg/d
30	M/S MAMPARAMPIL POLYMERS	150 HP	NA	Operating	
31	SURABHI POLYMERS	45 HP	NA	Operating	240 kg/d
32	Manimuriyil Industries	NA	Plastic bags for textile purpose	Operating	NA
33	Jaison Impex	10 HP	NA	Operating	NA
34	M/S MAMPARAMPIL POLY PACKS	114 HP	NA	Operating	NA
35	M/S VINTAJE PACKS	250 HP (Unit in ICE condition)	NA	Operating	NA
36	M/S P FOR POLYMERS	20 HP	NA	Operating	NA
37	M/S SUPREME CLEARPET PREFORMS	10 HP	NA	Operating	NA
38	HI-TECH PLASTICS	NA	NA	Closed	NA
39	M/s Swathy Plastic Lamination Chirakkadavu East	5HP	NA	Operating	NA
40	Allied rubber and Plastics	NA	Polythene tubings	Operating	250 kg/d
41	HEXATON POLY PLAST	10 HP		Operating	
42	Tailstream Rubber and Plastics	NA	Polythene tubings	Operating	250 kg/d
43	M/S PADINJAREKARA POLYMERS PRIVATE LTD	46 HP	Plastic carry bags and packing materials	Operating	26 ton/d
44	D COMPANY	2 HP	NA	Operating	NA
45	M/S COLOUR PACK	40 HP	Plastic bag	Operating	500 kg/d
46	M/S GALLANT PLASTICS	73.5 HP	NA	Operating	NA
47	M/S JOHNSON PLASTICS	NA	NA	Operating	2.5 ton/day
48	EMDEES POLYMER PRODUCTS	34 HP	NA	Operating	NA
49	M/S RENON PLASTICS	48HP	Polythene packing material and Printed bags	Operating	380kg/day

50	ANCHANI PLASTIC INDUSTRIES, VAZHOOR,	NA	NA	NA	NA
51	Trayons Reclaimers	NA	NA	Closed	NA
52	M/S ABEYSON POLYMERS	75 HP	Plastic carry bags,rainguarding sheet and treated tube	Operating	300 KG/D
53 (DO-2)	M/s. ALFIA PLASTICS	Plastic Waste - 150 Kilogram Plastic chips - 850 Kilogram Colour Pigments - 03 Kilogram	Recycler	Operating	
54	M/s. STAR PLASTICS	Plastic Scrap /Day - 500 Kilogram	Recycler	Operating	
55	M/s. FATHIMA PLASTICS	Waste plastics - 550 Kilogram	Recycler	Operating	
56	M/s. F.F. PLASTICS	Waste plastics - 1500 Kilogram	Recycler	Operating	
57	M/s. P.M. PLASTICS	Cleaned Waste plastcs - 500 Kg.	Recycler		
58	M/s. K.K.M. PLASTICS	Waste Plastics - 1250 Kilogram	Recycler		
59	M/s. EVERSHINE PLASTICS	Plastic Granueldes - 1.4 Metric Tonne. Waste Plastic - 1.5 Metric Tonnes	Recycler	Operating	
60	M/s. C.K.T. PLASTCS	Waste Plastics - 8.50 Metric tonnes	Recycler	Operating	
61	M/s. P M PLASTIC REPROCESSING UNIT	Plastic Waste - 850 Kilogram	Recycler		
62	M/s. NEDUNGATTUKUDY PLASTICS	Waste plastic - 30 Metric Tonnes	Recycler	Operating	
63	M/s. INFA PLASTICS	Waste Plastics - 125 Metric Tonnes	Recycler	Operating	
64	M/s. A-ONE BOTTLES & PLASTICS	Waste Plastics - 8.50 Metric Tonnes	Recycler	Operating	
65	M/s. CROWN PLASTICS	Waste plastic - 500 Kilograms	Recycler	Closed	

66	M/s. RISWAN PLASTIC	Waste Plastic - 5 Metric Tonnes	Recycler		
67	M/s. PLASTIC INDUSTRY	Scrap Plastic Buckets & Bottles after use 1000 Kilogram	Recycler		
68	M/s. EXCEL PLASTICS	Plastic scraps 20 Metric Tonnes	Recycler	Operating	
69	M/s. CREATIVE PLASTIC	Plastic Waste 200 Kilogram	Recycler	Operating	
70	M/s. JAMEELA PLASTICS	Waste Plastics - 500 Kilogram	Recycler	Closed	
71	M/s. HAMARA PLASTICS	Waste Plastic - 1.5 Metric Tonnes	Recycler	Operating	
72	M/s. SUPER LION PLASTICS	Plastic items - 500 Kilogram	Recycler		
73	M/s. TRAVANCORE PLASTIC	Plastic Chips - 800 Kilogram	Recycler	Operating	
74	M/s. SUBAIDA PLASTICS	Plastic Scrap - 667 Kilogram	Recycler	Operating	
75	M/s. ADIVADU PLASTICS	Waste Plastic - 200 Kilogram	Recycler		
76	M/s. KALIMATTAM PLASTIC INDUSTRIES	Plastic scrap - 1200 Kilogram Plastic Grannuales - 2400 Kilogram	Recycler		
77	M/s. P.K.A PLASTICS	Waste Plastic - 200 Kilogram	Recycler	Operating	
78	M/s. THEKKEKUDY PLASTICS	Plastic Scraps - 667 Kilogram	Recycler	Operating	
79	M/s. RIFA PLASTICS	Waste Plastic - 3 Metric Tonnes	Recycler	Operating	
80	K.M. PLASTICS	Plastic Scrap - 800 Kilogram	Recycler	Operating	
81	M/s. MPS PLASTIC WORKS	Waste plastic - 300 Kilogram	Recycler		

82	M/s. M/s. MARIA PLASTICS	Waste Plastic - 1000 Kilogram	Recycler		
83	M/s. SARU PLASTICS	Waste plastics - 1000 Kilogram	Recycler	Closed	
84	M/s. GREESHMA PLASTICS	PVC door waste and virigin plastics -200 Kilogram	Recycler	Closed	
85	M/s. NAIVE PLASTICS	Plastic waste - 1200 Kilogram	Recycler		
86	M/s. RECPO PLASTICS	Waste plastics - 1000 Kilogram	Recycler		
87	M/s. KOTTAKUDIYIL POLYMERS	Waste plastic - 1000 Kilogram	Recycler		
88	M/s. CHEERAKATTIL POLYMERS	Waste plastic - 1.50 Metric Tonnes	Recycler		
89	M/s. FRIENDS POLYMERS	Waste Plastics - 500 Kilogram	Recycler		
90	M/s. UNITED POLYMERS	Plastic waste - 0.10 Metric Tonne	Recycler		
91	M/s. CHITTUPARAMBIL POLYMERS	Waste plastic - 20 Metric Tonnes	Recycler	Operating	
92	M/s. GREEN INDUSTRIES	Recycled plastic chips - 2 Metric Tonne	Recycler	Operating	
93	M/s. MEHROOF POLYMERS	Used Plastic - 600 Kilogram	Recycler	Operating	
94	M/s. RR POLYMERS	Plastic Granuels 420 Kilogram Waste Plastic - 300 Kilogram	Recycler	Operating	
95	M/s. STAR POLYMERS	Waste plastic- 15 Metric Tonnes	Recycler		
96	M/s. SUVARNA P P PRODUCTS	Scrap Plastic - 500 Kilogram	Recycler		
97	M/s. UNITED INDUSTRIES	Plastic Chips- 1500 Kilogram	Recycler	Operating	
98	M/s. UNITED MPOLYMERS	Plastic waste - 0.10 Metric Tonne	Recycler	Operating	

99	M/s. VENGOLA POLYMERS	Plastic Waste - 1.25 Metric Tonnes	Recycler		
100	M/s. MALAYATTOOR POLYMERS	HDPE, LDPE (RECYCLED) LLDPE & PPE Granules - 45 Kilogram	Recycler	Operating	
101	M/s. DIAMOND POLYMERS	ASTIC GRANULES- 1.2 Metric Tonnes	Recycler	Operating	
102	M/s. P M PLASTICS	Plastic Chips (Grade -1) - 420 Kilogram Plastic Chips (Grade -2) 70 Kilogram	Recycler	Operating	
103	M/s. IINDO POLYMERS		Recycler		
104	M/s. AGORAN PLASTICS		Recycler		
105	M/s. MALABAR POLYMERS		Recycler		
106 (PALAKKAD)	AKASH PETS	490 Kilogram	PET PREFORM @490 Kilogram PET BOTTLES @14500 Numbers	Operating	0.54
107	ALPHA PAPER CUPS	77250 Numbers	PAPER CUPS @77250 Numbers	Operating	77250 Numbers
108	AYISHA PLASTICS	600 Kilogram	PLASTIC GRANULES @600 Kilogram	Operating	0.66
109	BROTHERS POLYMERS	3800 NUMBERS	P P FOOD CONTAINER 3800 NUMBERS	Operating	3800 NUMBERS
110	CLARITY PLASTICS	1000 KILOGRAM PER DAY	POLY PROPYLENE COVERS @1000 KILOGRAM PER DAY	Operating	1.102
111	CRYSTAL PET & ALLIED INDUSTRIES	18000 Numbers, 10000 Numbers	PET BOTTLES @18000 Numbers PET JARS @10000 Numbers	Operating	18000 Numbers, 10000 Numbers
112	Golden Agencies	1700 Kilogram	Compostable plastic garbage Bags (including garbage bags for Hospital use) @ 1700 Kilogram per day	Operating	1.873
113	JOHN POLYMERS	1600 KG	PET PREFORM & PET BOTTLES 1600 KG	Operating	1.763
114	MARAYUR POLYFORMS PRIVATE LIMITED	1000 KG, 200 KG, 2000 KG	PET BOTTLE 1000 KG, PET PREFORM 200 Kilogram EXTRUDED PLASTIC FILM(HDPE,LDPE,LLDPE) Kilogram 2000	Operating	3.527
115	MAS MAKE POLYMERS	600 Kilogram	THERMOCOLE PLATE @600 Kilogram	Closed	0.661
116	MOTHER PLASTICS	350KG	PLASTIC CONTAINERS 350KG	Operating	0.385
117	Periyannayaki Amman Plastics	990KG	PP Cover 990 KG	Operating	1.091

118	PLASCO POLYMERS	6000 NOS.	HDPE Bottles 6000 NUMBERS	Operating	6000 NOS.
119	Prabhas Plastics	300 NUMBERS	Plastics Bottles 300 NUMBERS	Operating	300 NUMBERS
120	Reliance Poly Bag Industries	45 KG	HM,HDPE,LDPE,Vergin Sheets,Packing Materials etc 45 KG	Operating	0.049
121	SHARON PLAST	200 KG, 400 KG	Plastic Bags Without Printing 200 KG, Plastic Sheets With Printing 400 KG	Operating	0.661
122	Shawn Polymers	20000 NOS	PET BOTTLE 20000 NOS	Operating	20000 NOS
123	SKYLARK PLASTICS	2.4 Metric Tonnes	PET preforms @2.4 Metric Tonnes	Operating	2.4
124	SREE VISHNU POLYMERS	500KG	P P COVER 500KG	Operating	0.551
125	SRIRAM PET BOTTLES	20000 NOS.	PET BOTTLE 20000 NOS.	Operating	20000 NOS.
126	STAR PACKAGINGS	5000 Numbers/day	PET BOTTLES @5000 Numbers/day	Operating	5000 NOS.
127	STAR PET PRODUCTS	5000 Numbers	PET BOTTLES @5000 Numbers	Operating	5000 Numbers
128	SUPREME POLYMERS	5000 Numbers	PET BOTTLES @5000 Numbers	Operating	5000 Numbers
129	XL Plastics and Rubbers	400 KG	Polythene Cover Sheet 400 KG	Operating	0.44
130	Asian polymers	2000 NOS.	PET BOTTLE 2000 NOS.	Operating	2000 NOS.
131	Asna plastic	15 KG	Plastic Bottles 15 KG	Operating	0.016
132	HN polymers	250 KG	POLYTHENE PACKING COVER 250 KG	Operating	0.275
133	Innotek industries Pvt Limited	30000 Numbers, 6500 NOS.	PREFORM BOTTLES @30000 Numbers CONTAINER BOTTLES @6500 Numbers HDPE CONTAINER BOTTLES @6500 Numbers	Operating	30000 Numbers, 6500 NOS.
134	Micro engineering	50000 nos	HDPE bottles 50000 nos.	Operating	50000 nos
135	Micro plast	50000 nos.	HDPE bottles 50000 nos.	Operating	50000 nos.
136	GLOBAL PIPES	300kg	Manufacturing of plastic flexible pipes@300kg from plastic scraps,can and granules	Operating	0.33
137	MALABAR PROCESS(PLASTIC RECYCLING UNIT)	1000 Kilogram	GRANULES AND LUMPS @1000 Kilogram	Operating	1.1
138	Paalaghad Pet Bottle	120000 Numbers	Pet Bottles @120000 Numbers	Operating	120000 Numbers
139	THANIMA POLYMERS	1800 KG	POLYPROPYLENE COVERS @ 1800 KG	Operating	1.8
140	BROCADE INDIA POLYTEX LIMITED-UNIT- II	300 MT	PP WOVEN BAGS & JUMBO BAGS (FIB) 300 MT	Operating	300 MT
141	VM POLYTEX LTD	6 MT	PP WOVEN BAGS	Operating	6 MT
142	SURYA BOTTLES	4.5 MT	PLASTIC CHIPS @4.5 Metric Tonnes	Operating	4.5 MT
143	ERANJIKKAL POLYMERS	1 MT	PVC CHIPS @1 Metric Tonnes/day	Operating	1 MT
144	AFSAL PLASTICS	3 MT	Plastic Chips -3 Metric Tonnes	Operating	3 MT
145	MALABAR RECYCLING	500 KG	PLASTIC CHIPS 500 Kilogram	Operating	0.5 MT

146	AL-AMEEN PLASTICS	500 KG	PLASTIC CHIPS 500 Kilogram	Operating	0.5 MT
147	A.B.S INTERNATIONAL	180 KG/DAY	SORTED SCRAP PLASTIC @180 Kilogram per day	Operating	0.18 MT
148	PLASTO WAVE	900 KG/DAY	CRUSHED PLASTIC @900 Kilogram	Operating	0.9 MT
149	Oasis Plastic Reprocessing	3 MT	Plastic chips 3 MT	Operating	3 MT
150	WE-ONE INDUSTRIES	800 KG/DAY	Plastic chips @ 800 kg	Operating	0.8 MT
151	THOUHEED PLASTICS	5 MT	PLASTIC CHIPS(MONTHLY) @5 Metric Tonnes	Operating	5 MT
152	REAL PLASTICS	800 KG/DAY	PLASTIC CHIPS @800 Kilogram	Operating	0.8 MT
153	REEMA POLYMERS	325 Kilogram/Day	BOTTLE CHIPS @325 Kilogram	Operating	0.325 MT
154	POOLAKKAL POLYMERS	750 KG/DAY	RECYCLED PLASTIC GRANULES @750 Kilogram	Operating	0.75 MT
155	ADHIL PLASTICS	1000 kg/day	PLASTIC CHIPS 1000 Kilogram	Operating	1 MT
156	ALATHUR PLASTICS	750 KG/DAY	CRUSHED PLASTIC CHIPS @750 Kilogram	Operating	0.75 MT
157	AL SINAN PLASTIC GRINDING MILL	100 kg/day	PLASTIC CHIPS 100 Kilogram	Operating	0.1 MT
158	ATLAS ENTERPRISES	500 kg/day	GRANULES @500 Kilogram/day	Operating	0.5 MT
159	BISMI PLASTIC CUTTING UNIT	500 kg/day	Plastic Chips @0.5 Metric Tonnes	Operating	0.5 MT
160	GOODWILL POLYMART	1000 kg/day	GRANULES AND LUMPS @1000 Kilogram	Operating	1 MT
161	KAKKANADAN PLASTIC CHIPS	1900 KG/day	PLASTIC CHIPS @1900 Kilogram per day	Operating	1.9 MT
162	M H PLASTIC REPROCESSING UNIT	250 kg/day	PLASTIC GRANULES@250 Kilogram	Operating	0.25 MT
163	PALAKKURISSI PLASTIC CHIPS	300 kg/day	PLASTIC CHIPS 300 Kilogram	Operating	0.3 MT
164	TKC LAKSHMI PLASTICS	1 MT	PLASTIC CHIPS @1 Metric Tonnes per day	Operating	1 MT
165 (PATHANA MTHITTA)	F R PLASTIC	700 kg/day	PLASTIC CHIPS (Shredded Plastic) @650 Kilogram REJECT @50 Kilogram	Operating	0.7 MT
166	Lakshmi Polymer Industries, Choorakode P.O, Adoor	Polythene bags of sheets-190 kg/day, Polythene printed bags-100 kg/day	Polythene bags of sheets, Polythene printed bags	29-02-2028	Polythene bags of sheets-190 kg/day, Polythene printed bags-100 kg/day
167	VIJAY POLY PACK, Vadakkadathukavu P.O	Polythene bags/ Sheets- 148 kg/day	Polythene bags /sheets and printed bags	31.12.222	Polythene bags/ Sheets- 148 kg/day
168	S.S. Polymers, Kottamukul, Adoor	Polythene bags and Sheets- 95 kg/day	Polythene bags & Sheets	31.12.222	Polythene bags and Sheets- 95 kg/day

169	Unitech Polyflex, Aruvapuram	Extender LDPE- 100 KG/DAY, Printed LDPE- 100 kg/day	Printed LDPE bags	30.06.2023	Extender LDPE- 100 KG/DAY, Printed LDPE- 100 kg/day
170	Vijay Polymers , Kinfra Food Industrial Park, Elamannoor, Adoor	PP Granules- 120 Ton/year, HDPE Granules- 70 tonne/year, ABS Granules- 15 tonne/year	HDPE/PP Granules	30.06.2017	PP Granules- 120 Ton/year, HDPE Granules- 70 tonne/year, ABS Granules- 15 tonne/year
171 (ALA PPUZ HA)	Sun Polymers Manappuram.P.O Cherthala-688 558	66 HP	Polythene Bag, Sheet	Operating	
172	TG Polymers & Co Muhamma.P.O Cherthala-688 525	140.5 HP	Printed LDPE,LLDPE,HM Poly Bag/Sheet,PP Bag/Sheet	Operating	
173	Vee Pee Plastics XI/276 Industrial Development Area Vadackal Alappuzha.		PACKING MINERALS 4388 Kilogram	Operating	
174	Keerthi PVC Products (P) Ltd Kumarapuram.P.O Harippad Alappuzha-690548	98 HP	RIGID PVC PIPE @550 Kilogram	Operating	
175	Arun Plastics Vadackal Alappuzha-688 003		PACKING MATERIAL	Operating	
176	Vellapally Plastics Muttam Bazar, CMC III, Cherthala	49 HP	PLASTIC BAGS AND ROLLS 300 Kilogram	Operating	
177	Essar Polymers Industrial Estate Kollakadav Kallimel P.O Mavelikkara		POLYTHENE SHEETS & BAGS 240 Kilogram	Operating	
178	Poly Mould India Victory Building Pattanakad P.O Cherthala		BATHROOM DOOR ,HAND RAIL,SPOKES OTHER DECORATIVE ITEMS	Operating	
179	Modern Polymers Eruva West Kayamkulam Alappuzha	9.5 HP	PRINTED POLYTHENE COVER 100 Kilogram	Operating	
180	Mariya Packaging Industries , muhamma p.o, Alleppey	148.25 HP	Plastic Products @150 Kilogram Aluminium brackets&channels,angles @150 Kilogram	Operating	

181	Sri Vinayaka Roto Packages, Ramapuram, Keerikkad.P.O	28 HP	PRINTED PLASTIC COVER 950 Kilogram	Operating	
182	Friends Polymers, ID PLOT, Vadakkal, Alappuzha	50 HP	R P GRANULES SHEET 300 Kilogram	Operating	
183	Kavalakkal Industries, Kavalakkal House, Kollakadavu PO, Chengannur, Alappuzha	7.5 HP	PLASTIC @2.50 Kcal/day	Operating	
184	KERALA ENGINEERS HOLDING (I)PVT LTD PALLIPPURAM P.O CHERTHALA	121.5 HP	PLASTIC CAPS & CLOSERS	Operating	
185	Mariya Plastic and aluminium Industries	64.4 HP	Powder coated Aluminium channels @ 200 sq.m	Operating	
186	M/S ENKEY PLASTICS HIGH SCHOOL ROAD POOCHACKAL P OCHERTHALAALAPPUZHA	10.5 HP	Industrial plastic components @ 4000 no.s	operating	
187	M/S ASIAN PLASTICS ID PLOT, VADACKAL, PUNNAPRA, ALAPPUZHA 688003	40 HP	Plastic Chips @50 Metric Tonnes	operating	
188	JASIL PLASTIC INDUSTRIES NEAR FIRE STATION, KAYAMKULAM 690502	10HP	GRINDING CHIPS @700 Kilogram	operating	
189	BALAJI PLASTICS L D T CMC-19, CHERTHALA. 688524	10HP	POLY BAG @298 Kilogram	operating	
190	Spin tech Fittings India Pvt. Ltd, Mini Industrial Estate, Kuttamperoor.P.O, Mannar, Alappuzha	25 HP	CIRCULAR JUNCTION BOXES	Operating	
191	LEKSHMI INDUSTRIES LEKSHMI INDUSTRIES THOTTAPALLY ALAPPUZHA 688563	1 HP	PVC Bent	Operating	
192	Rinu Plastic Avalookunnu P O, Alappuzha 688006	40 HP	JUNCTION BOX ACCESSORIES	closed	
193	NOVA PAPER PRODUCTS, 33/930 C ATHIPARAMBU, VELLAKINAR, ALAPPUZHA			Converted to Paper cup manufacturing unit	

194 (KOLLAM)	Aapt Bags,Keralapuram Lulu plastic,Karunagappally		Recyclers	Operating	Shop Carry bag- 50 nos per day
195			Recyclers	Operating	Plastic Sheet at 200 kg/day
196	Mahadeva Industries,Thodiyoor		Recyclers	Operating	Plastic LDPE ,HDPE,PVC Conduit-60 kg/day
197	Nurra Plastic ,Kunnathoor		Recyclers	Operating	PVC Products - 1500 Nos /day
198	PLASTOTECH,Kollam		Recyclers	Operating	Fishing Floats,Bottles& Containers 70 kg/day
199	Polymers Horizon,Bharanikavu		Recyclers	Operating	Reprocessed plastic granules 25 nos/day
200	Sas plastic		Recyclers	Operating	Plastic granules,Lunch box,pencil box
201 (MALAPPU RAM)	INSTA WUD EXTRUSIONS CO.	670 m2/ day	PVC foam board	Operating	670 m2/ day
202	LAMIT POLYMERS	600 no.s per day	PVC pipes	Operating	600 no.s per day
203	GLISTER SACHET INDIA PRIVATE LIMITED	150000 no.s per day	Thermacoal containers	Operating	150000 no.s per day
204	AYAMON INDIA POLYMERS	1200 kg per day	Plastic recycling and pipe making	Operating	1200 kg per day
205	PLASMA POLYMERS	100 kg per day	PVC pipes	Operating	100 kg per day
206	GLOBAL LEAD INDUSTRIES AND MANUFACTURING	6.5 metric ton	Plastic chips, granules, bailing non biodegradable plastic	Operating	6.5 metric ton
207	K TECH MARKETING	8 no.s per day	PVC box	Operating	8 no.s per day
208	ACCUPACK INDUSTRIES PVT LTD	250 kg per day	Plastic press print	Operating	250 kg per day
209	GEO PLASTICS AND POLYMERS	1500 no.s	PVC Conduits	Operating	1500 no.s
210	HI TECH FLEXPACK	100 kg per day	PLASTIC FLEX PRINTS	Operating	100 kg per day
211	PANCO PLASTIC	1 Ton per day	Plastic flower pot	Operating	1 Ton per day
212	SPARK PPOLYMERS	700 piece per day	Polypropylene junction box	Operating	700 piece per day
213	TEKSTONE	250 tiles per day	Recycle plastic block to tile	Operating	250 tiles per day

214	KPA POLYMERS	600 kg per day	Plastic and PVC pipes	Operating	600 kg per day
215	APH PLASTICS	250 tiles per day	Plastic reprocess into granules	Operating	250 tiles per day
216	SAI PLASTICS	600 kg per day	Plastic mug	Operating	600 kg per day
217	NEW HARI POLY PACKINGS	500 kg per day	LP polytene packaging sheet	Operating	500 kg per day
218	VARADIYIL PLASTICS	500 kg per day	Plastic chips	Operating	500 kg per day
219	AGASH PLAST INDIA PVT LTD	17000 no.s per day	Plastic utensils	Operating	17000 no.s per day
220	AKSHEEN	700 no.s per day	Medicinal pet bottles of 5 ML, 10 ML, 30 ML	Operating	700 no.s per day
221	SATHYASAI PACKAGINGS AND SOFT DRINKS	6500 no.s per day	Pet bottles and jars	Operating	6500 no.s per day
222	MALABAR EXTRUSIONS	1000 no.s per day	PVC pipes	Operating	1000 no.s per day
223	POLYFLEX PACKAGING INDUSTRIES	NA	plastic cover prints	Operating	NA
224	FORTUNER PLASTIC PVT LTD	2000 no.s per day	Plastic buckets	Operating	2000 no.s per day
225	POLYDON PROCESSORS	50 kg per day	PLASTIC CONTAINERS	Operating	50 kg per day
226(I DUK KI)	Panath Agencies, Kolani P.O Thodupuzha	25 Kg/Day	Plastic and PVC processed goods	Operating	25 Kg/Day
227	Amala Plastics, Paloor kavu Central P.O Peruvanthanam	140 Kg/Day	Plastic and PVC processed goods	Operating	140 Kg/Day
228	Dowell Polymers, Kalayanthani P.O Thodupuzha 685588	Water tanks:- 1000 L-6 Nos./d 750 L-7Nos./d & 500 L-10 Nos./d	Polythene and plastic	Operating	Water tanks:- 1000 L-6 Nos./d 750 L-7Nos./d & 500 L-10 Nos./d
229	A.R.Industries, Mailacombu P.O, Thodupuzha	Plastic roll cutting-500 Kg/d	Plastic role	Closed	Plastic roll cutting-500 Kg/d
230	Bijees Industries , Kodikulam P.O Thodupuzha	Black hose HDPipe- 500 Kg/d	Polythene pipe	Operating	Black hose HDPipe- 500 Kg/d
231	Fass Associates, Muthalakodam P.O, Thodupuzha - 685585	Paper plate - 25000 Nos./day	Paper plate		Paper plate - 25000 Nos./day
232	Highbange Polymers Pvt Ltd, Mini Industrial Estate, Pannimattam P.O, Thodupuzha - 685588	Water tanks:- 1) 1000 L, 10 Nos./d 2) 750 L-5 Nos./d 3) 500 L-15 Nos./d	Water tank		Water tanks:- 1) 1000 L, 10 Nos./d 2) 750 L-5 Nos./d 3) 500 L-15 Nos./d
233	Krishna Poly Flex, D.P.Muttom, Thodupuzha	Polythene bag- 146 Kg/d	Polythene bag		Polythene bag- 146 Kg/d

234	Mega Plastic Works, Rajakkad P.O, Mullakanam, Idukki	Polythene bag- 146Kg/day	Polythene bag		Polythene bag- 146Kg/day
235	Modern Plastic Industries, Thodupuzha P.O – 685584	Plastic moulded bottle, jars and caps – 1000Nos/day	Plastic		Plastic moulded bottle, jars and caps – 1000Nos/day
236	Pet Plast, Building No.VII/50, Manakkad P.O, Thodupuzha	Pet bottle or pet jar – 5000Nos/day	Pet bottle	Operating	Pet bottle or pet jar – 5000Nos/day
237	Streamline Polymers, Market Road, Thodupuzha – 685584	PVC PIPES @17.7 MT/M	PVC Pipes		PVC PIPES @17.7 MT/M
238	Surumi Plastic Industries, Thodupuzha East P.O, Idukki	Polythene pipe 500 kg/day, Water tank 500 kg/day	Polythene pipe	Operating	Polythene pipe 500 kg/day, Water tank 500 kg/day
239	Victory Plastics, Mini Industrial Estate, Muttom, Thodupuzha, Idukki	Plastic granules- 250 Kg/d	Plastic unit		Plastic granules- 250 Kg/d
240	Winsom Plastics , Olamattom , Thodupuzha	PVC PIPES @33.87 Metric Tonnes/month	Plastic unit	Operating	PVC PIPES @33.87 Metric Tonnes/month
241	Aayish Packaging, Edavetty P.O, Thodupuzha	Pet bottle – 1500Nos/day	Pet bottle	Operating	Pet bottle – 1500Nos/day
242	Simi Plastic, Kumbankallu, Thodupuzha East	PVC Pipe- 200 Kg	PVC Pipes	Operating	PVC Pipe- 200 Kg
243	3 star Pet Blowers, Anchiri P.O, Thodupuzha	Pet Bottles- 4800 Nos/day	Pet bottle	Operating	Pet Bottles- 4800 Nos/day
244	Mariya Polymers, Neyyasseri P.O, Karimannoor	Polythene cover P P- 300Kg/d, Polythene cover HMHDPE- 300kg/day, Polythene cover- LLDPE -300 kg/day, Polythene cover- LDPE-300 kg/day	Polythene Cover	Operating	Polythene cover P P- 300Kg/d, Polythene cover -HMHDPE- 300kg/day, Polythene cover LLDPE -300 kg/day, Polythene cover LDPE-300 kg/day
245	White Rock Plastic Industry, Kannickal P O, Puthedu	Plastic Broom 800/d Brush 600/d	Plastic Brooms & Brush		Plastic Broom 800/d Brush 600/d
246	Kelamangalath P V C Scrap Unit, Kanchiyar P O, Pallikavala	P V C Granules- 450kg/d	P V C Scrap		P V C Granules- 450kg/d

247	K K J Polymers, puthupperiaram P O, Arikkuzha	Plastic Bottles- 12000no.s/d	Plastic Bottles	Operating	Plastic Bottles- 12000no.s/d
248	Nexo Industries, Soorya Building, Ramamangalam road, Thodupuzha	Pet Bottles (500 ml & above), Cola Bottles of 200 ml, Club Soda	Plastic Bottles	Operating	Pet Bottles (500 ml & above), Cola Bottles of 200 ml, Club Soda
249	Moon Industries, Soorya Building, Ramamangalam road, Thodupuzha	Pet Bottles (500 ml & above), Cola Bottles of 200 ml, Club Soda	Plastic Bottles	Operating	Pet Bottles (500 ml & above), Cola Bottles of 200 ml, Club Soda
250	Afnan Pet, Muthalakodam P O, Kunnam	1350 Kg/Day	Polythene and plastic processed products manufacturing (virgin plastic) - Plastic bailing unit	Closed	1350 Kg/Day
251	Techno Polymers, Nediyasala P O, Manakkad	150 kg/Day	Polythene and plastic processed products manufacturing (virgin plastic) - Cover for stabilizers	Operating	150 kg/Day
252	Malanad Industries, Olamattom P.O, Olamattom, Thodupuzha	150 kg/Day	Polythene and plastic processed products manufacturing (virgin plastic) - Polythene Cover	Operating	150 kg/Day
253	O V T Plastics, Edavetty P.O, Edavetty	200 Bottles/Day	Polythene and plastic processed products manufacturing (virgin plastic) - Homeo Medicine bottles	Operating	200 Bottles/Day
254	J B Pack, Udumbannoor P O, Udumbannoor	200 Kg/Day	Polythene and plastic processed products manufacturing (virgin plastic) - Packing cover for bakery products	Operating	200 Kg/Day
255(T HRIS SUR)	M.K.PLASTICS, P.O.URAKAM POOCHINNIPADAM THRISSUR	PACKING SHIM= 200 Nos	Manufacturer	Operating	PACKING SHIM= 200 Nos
256	ADHITHYA POLYMER MOULDERS, V R PURAM P O, CHALAKUDY, THRISSUR DIST	PACKING MATERIAL=	Manufacturer	Operating	PACKING MATERIAL=
257	SELF SHINE POLYMERS INDIA PRIVATE LIMITED, HIGH TECH PROJECT DIVISION, KRISHNA KRIPA COMPLEX, MELAMKOL ROAD, NATTIYANCHIRA, CHELAKKARA	PVC PIPES=200kg	Manufacturer	Operating	PVC PIPES=200kg
258	ALSA POLYMERS, VALIYAPA RAMBU KURUVILASSERY P.O, MALA THRISSUR	MEDICAL TUBES = 154kg, HOSIPTAL TUBES=154kg, PLASTICS PRODUCTS=15 5kg	Manufacturer	Operating	MEDICAL TUBES = 154kg, HOSIPTAL TUBES=154kg, PLASTICS PRODUCTS=1 55kg

259	UNITED POLYMERS,P.O KANJIRAPPILLY, (VIA)CHALAKUDY, MUNIPPARA, THRISSUR	PET PREFORMS=1. 36078 Metric Tonnes	Manufacturer	Operating	PET PREFORMS=1 36078 Metric Tonnes
260	DOT INDUSTRIES, THACHAMPILLY ROAD., KOZHUKKULLY	MOTOR COVER 100 Nos, TOILET SEAT=70 Nos, FLUSH TANK=70 Nos	Manufacturer	Operating	MOTOR COVER 100 Nos, TOILET SEAT=70 Nos, FLUSH TANK=70 Nos
261	A.R TRADERS, A.R TRADERS KARUR, AVANUR P.O AVANOR POST THRISSUR	PLASTIC CHIPS=495kg	Manufacturer	Operating	PLASTIC CHIPS=495kg
262	SANJO POLYMERS, PORKULAM P O THRISSUR DISTRICT	Krishi Hose Pipe packingmaterials =500kg	Manufacturer	Operating	Krishi Hose Pipe packingmaterial s=500kg
263	SAJI'S REHAB CENTRE, KATTILAPOOVAM P.O. THRISSUR	ORTHOTIC PRODUCT=15 Nos	Manufacturer	Operating	ORTHOTIC PRODUCT=15 Nos
264	EVERSHINE PLASTICS, P.O ANNAKARA THRISSUR 680508	PLASTIC SUTHALI=190k g	Manufacturer	Operating	PLASTIC SUTHALI=190 kg
265	AVILISSERY PLASTIC INDUSTRIES, MADAKKATHARA P O, WEST VELLANIKKARA, THRISSUR	PLASTIC POTS=600Nos	Manufacturer	Operating	PLASTIC POTS=600Nos
266	SUPREME POLYMERS, P.O THRIKKUR KALLUR THRISSUR	PACKING COVER=200kg	Manufacturer	Operating	PACKING COVER=200kg
267	DORUN GROUP, NEAR VELLACODE CANAL, KIRALLOOR, MUNDUR	PLASTIC CHIPS=1500kg	Manufacturer	Operating	PLASTIC CHIPS=1500kg
268	MCP POLYMER INDUSTRIES PRIVATE LIMITED, Ward No VII, Muriyad, Thuravankadu Road, Near AI Pipes Company, Muriyad B.O, Thrissur -680683	POT=2750 Nos, TRAY=1200 Nos	Manufacturer	Operating	POT=2750 Nos, TRAY=1200 Nos

269	SMILE POLYMERS, CHENGAL LOOR, CHENGALLOOR P.O., THRISSUR	plastic pet bottles=5000Nos	Manufacturer	Operating	plastic pet bottles=5000Nos
270	INNOVINE BIOMEDICALS PRIVATE LIMITED, ASHTAMICHIRA P.O, THRISSUR-680731	Petri Plates=200 Nos, ESR Pipettes=200 Nos, Tubes (centrifuge, antigen, self standing)=200 Nos, Urine Container (100ml, 60ml, 50 ml, 40ml, 30ml)= 250 Nos, 100ml (S) Red Plain (W/N)=200 Nos, Blood Collection Tubes=200 Nos, Embedding Cassette and Embedding Ring=250 Nos, Jig, Pipettes, Plastic Tips, RIA Vials= 250 Nos	Manufacturer	Operating	Petri Plates=200 Nos, ESR Pipettes=200 Nos, Tubes (centrifuge, anti gen, self standing)=200 Nos, Urine Container (100ml, 60ml, 50 ml, 40ml, 30ml)= 250 Nos, 100ml (S) Red Plain (W/N)=200 Nos, Blood Collection Tubes=200 Nos, Embedding Cassette and Embedding Ring=250 Nos, Jig, Pipettes, Plastic Tips, RIA Vials= 250 Nos
271	ULTIMATE MOULDS AND PRODUCTS, ASHTAMIC HIRA P.O THRISSUR- 680731	Lab Items(Centrifuge Tubes, Self Standing Tubes) =45 MT, Lab Items(Blood Collection Tubes, Containers) =45 MT	Manufacturer	Operating	Lab Items(Centrifuge Tubes, Self Standing Tubes) =45 MT, Lab Items(Blood Collection Tubes, Containers) =45 MT
272	OCEAN POLYMER INDUSTRIES PVT.LTD, V/35, MARAR ROAD, VELAPPAYA, P.O MEDICAL COLLEGE, THRISSUR	Door Frames and Window Frames= 650 Nos, PVC PIPES = 800 Kilogram	Manufacturer	Operating	Door Frames and Window Frames= 650 Nos, PVC PIPES = 800 Kilogram
273	SREE MADHAVA PET PRODUCTS, P.O. VENGA NELLUR, CHELAKKAR A THRISSUR	BOTTLE=7500 Nos	Manufacturer	Operating	BOTTLE=7500 Nos

274	ALFA PLAST,AMBAZHAKAD, ASHTAMICHIRA P.O, THRISSUR - 680731	ALL SIZE SCREW PLUGS =150 kg	Manufacturer	Operating	ALL SIZE SCREW PLUGS =150 kg
275	BLUEBELL TECHNOLOGIES,PAZH AYANNUR P.O., THRISSUR	FABRICATION CORNERS=400 0 Nos	Manufacturer	Operating	FABRICATION N CORNERS=40 00 Nos
276	QUALITY POLY PACK,CHUNKAM VELUR P.O THRISSUR	PLASTIC BOTTLE & JARS = 3 Metric Tonnes	Manufacturer	Operating	PLASTIC BOTTLE & JARS = 3 Metric Tonnes
277	MR-TECH PIPES,MADATHUMPA DY P.O MALA,THRISSUR, KERALA-680733	PVC PIPES = 1200 Kilogram, FITTINGS = 100 Kilogram	Manufacturer	Operating	PVC PIPES = 1200 Kilogram, FITTINGS = 100 Kilogram
278	CHEMMANNUR POLYMER PRODUCTS,P.O MULAMKUNNATHUK AVU THRISSUR	PLASTIC BOTTLES & JARS = 5 Metric Tonnes	Manufacturer	Operating	PLASTIC BOTTLES & JARS = 5 Metric Tonnes
279	ALPHA INDUSTRIES,MARATH AKKARA P O, PUZHAMBALLAM, THRISSUR	FISHING FLOATS = 100 Kilogram	Manufacturer	Operating	FISHING FLOATS = 100 Kilogram
280	KAIZEN POLYMERS,THANGAL OOR P O, THRISSUR - 680596	VALVE = 100 Numbers, BOX = 100 Numbers	Manufacturer	Operating	VALVE = 100 Numbers, BOX = 100 Numbers
281	DREAM PLASTICS,MINALLOOR P.O, THRISSUR - 680581	INJECTION MOULDING = 40 Kilogram	Manufacturer	Operating	INJECTION MOULDING = 40 Kilogram
282	MANDUMPAL PLASTICS INDUSTRIES,POOSSAP PILLY P.O., MARATHAMKODE., THRISSUR	BATHROOM FITTINGS = 500 Numbers	Manufacturer	Operating	BATHROOM FITTINGS = 500 Numbers
283	PRUDENT ENTERPRISES,Near Anganvadi, Vappuzha- Chettakulam, P O Chazhur, Thrissur 680571	Plastic Profiles = 5000 Numbers, Spectacle Cases = 300 Numbers	Manufacturer	Operating	Plastic Profiles = 5000 Numbers, Spectacle Cases = 300 Numbers
284	JENPLAST INDUSTRIES,NEDUPUZ HA P.O THRISSUR	PLASTCS MOULDING ITEMS = 100 Kilogram	Manufacturer	Operating	PLASTCS MOULDING ITEMS = 100 Kilogram

285	DOT INDUSTRIES, THACHAMPILLY ROAD, KOZHUKKULLY	MOTOR COVER - 100 Numbers, TOILET SEAT - 70 Numbers, FLUSH TANK - 70 Numbers	Manufacturer	Operating	MOTOR COVER - 100 Numbers, TOILET SEAT - 70 Numbers, FLUSH TANK - 70 Numbers
286	Biji Polymers, Enkakkad P O, Thrissur - 680589	PLASTIC CONTAINERS - 400 Kilogram	Manufacturer	Operating	PLASTIC CONTAINERS - 400 Kilogram
287	PAL-S BOTTLES, EDAKKULAM, THANGALLOOR P O, THRISSUR	PLASTIC BOTTLES - 1500 Numbers	Manufacturer	Operating	PLASTIC BOTTLES - 1500 Numbers
288	ST JOSEPH ENGINEERING WORKS, P.O NETTISSERY, MUKKATTUKARA, THRISSUR	ENGINEERING WORK (JOB WORK) - 150 Kilogram, JUG MOULD - 25 Kilogram, TRUSS WORK (JOB WORK) - 125 Kilogram, PLASTIC POTS - 300 Kilogram	Manufacturer	Operating	ENGINEERING WORK (JOB WORK) - 150 Kilogram, JUG MOULD - 25 Kilogram, TRUSS WORK (JOB WORK) - 125 Kilogram, PLASTIC POTS - 300 Kilogram
289	SURAJ POLY SACKS- UNIT 1, DOOR No: V/2 NALUKKETU P.O KORATTY THRISSUR	HDPE WOVEN SACKS - 714 Kilogram, SILPAULIN SHEETS - 615 Kilogram	Manufacturer	Operating	HDPE WOVEN SACKS - 714 Kilogram, SILPAULIN SHEETS - 615 Kilogram
290	B M POLY PACKS LLP, B M Poly Packs LLP V R Puram P O Chalakudy	PACKING MATERIAL - 100 Kilogram	Manufacturer	Operating	PACKING MATERIAL - 100 Kilogram
291	NAVABHARATH TRUST GURUVAYUR, KAIPARAMBU P.O., THRISSUR	PLASTIC BEADS - 200 Numbers	Manufacturer	Operating	PLASTIC BEADS - 200 Numbers
292	AVILISSERY PLASTIC INDUSTRIES, MADAKKATHARA P O, WEST VELLANIKKARA, THRISSUR	PLASTIC POTS - 600 Numbers	Manufacturer	Operating	PLASTIC POTS - 600 Numbers

293	ASIAN MANUFACTURERS,KO TTEPADAM, VELLANIKKARA, THRISSUR - 680656	PLASTIC INJECTION MOULDING = 1000 Numbers	Manufacturer	Operating	PLASTIC INJECTION MOULDING = 1000 Numbers
294	MASTER PLASTIC INDUSTRIES,MASTER PLASTIC INDUSTRIES , P.O ANJOOR , THRISSUR	CANDLE STAND = 100 Numbers, PHOTOFRAME = 100 Numbers	Manufacturer	Operating	CANDLE STAND = 100 Numbers, PHOTOFRAM E = 100 Numbers
295	MAXIN PLASTICS,P O OLLUR	PLASTIC BOTTELS & CAP = 2500 Numbers	Manufacturer	Operating	PLASTIC BOTTELS & CAP = 2500 Numbers
296	SHINE POLYMERS UNIT 9,SIDCO MINI INDUSTRIAL ESTATE P.O KURUVILASSERY MALA THRISSUR	PET BOTTLE = 10000 Numbers	Manufacturer	Operating	PET BOTTLE = 10000 Numbers
297	SHINE POLYMERS NO 1,SIDCO INDUSTRIAL ESTATE P.O KURUVILASSERY THRISSUR	PET BOTTLE = 20000 Numbers	Manufacturer	Operating	PET BOTTLE = 20000 Numbers
298	ANJALI PLASTICS,M/S ANJALI PLASTICS VIII/283-B KADAVALLUR PANCHAYATH, P.O KORATTIKKARA THRISSUR-680543	PLASTIC CAP,BUSH ETC.. = 48 Kilogram	Manufacturer	Operating	PLASTIC CAP,BUSH ETC.. = 48 Kilogram
299	PRIYA POLIMERS,P.O.PERINC HERY THRISSUR	PLASTIC GOODS = 500 Numbers, PLASTICS BUCKETS = 700 Numbers	Manufacturer	Operating	PLASTIC GOODS = 500 Numbers, PLASTICS BUCKETS = 700 Numbers
300	DIVINE POLY PACK,9/245, KOLANGATTUKARA, KUTTOOR- VARADIAM ROAD, THRISSUR	GROW BAG = 200 Kilogram	Manufacturer	Operating	GROW BAG = 200 Kilogram
301	A-STAR POYMER,7/170 THEKKEKARA ROAD VENGISSERY VELUR, 680601	PVC COMPOUND MIXER = 3 Metric Tonnes	Manufacturer	Operating	PVC COMPOUND MIXER = 3 Metric Tonnes

302	FIZA PLASTICS,APPEKKAD U P.O PATTIPARAMB THIRUVILLWAMALA THRISSUR	PLASTIC GRINDING = 800 Kilogram	Manufacturer	Operating	PLA STIC GRINDING = 800 K ilogram
303	SOUTHERN PLASTOWARE PVT LTD,THAIKATTUSSE RY ROAD, THALORE P.O., THRISSUR	PLASTIC HOUSEHOLD ARTICLES AND PACKING MATERIALS = 2400 Metric Tonnes	Manufacturer	Operating	PLA STIC HOUSEHOLD ARTICLES AND PACKING MATERIALS = 2400 Metric Tonnes
304	Ocean Polymer Technologies Private Limited,Plot No.20, I.D.P, Ayyankunnu, Mundur P.O, Thrissur-680541	Suction Hose = 1000 Kilogram	Manufacturer	Operating	Suction Hose = 1000 K ilogram
305	EG ECO SOLUTIONS LLP,NO:99/A/16,ETTUM ANA,KARUVANNUR	BAILED PLASTICS = 2000 Kilogram	Manufacturer	Operating	BAILED PLASTICS = 2000 K ilogram
306	SMART PLAST,SHED NO.2, MINI INDUSTRIAL ESTATE, PUTHANMADAMKUNN U, M.G KAVU P.O, THRISSUR	PVC BALL VALVES = 20000 Numbers, PVC MOTOR COVERS = 3000 Numbers, PVC FLOAT BALL = 5000 Numbers	Manufacturer	Operating	PVC BALL VALVES = 20000 Numbers, PVC MOTOR COVERS = 3000 Numbers, PVC FLOAT BALL = 5000 Numbers
307	VELAKODE RUBBER AND RECLAIMS PRIVATE LIMITED,VELAKODE INDUSTRIAL DEVELOPMENT PLOT, MUNDOOR P O , THRISSUR - 680541	Plastic Furniture & House Hold Items = 2 Metric Tonnes	Manufacturer	Operating	Plastic Furniture & House Hold Items = 2 Metric Tonnes
308	KIK Plastics Private Limited,Velakode Industrial Development Plot, Mundoor P O, Thrissur - 680541	Injection Moulded Items = 800 Kilogram	Manufacturer	Operating	Injection Moulded Items = 800 Kilogram
309	J.J PLASTICS,CHATHAN MASTER ROAD, P.O ANANDAPURAM, THRISSUR - 680305	PVC PIPE = 130 Kilogram	Manufacturer	Operating	PVC PIPE = 130 Kilogram

310	SELF SHINE POLYMERS INDIA PRIVATE LIMITED, DOOR NO.X/139C, THIRUVILW AMALA	PVC PIPES = 150 Kilogram	Manufacturer	Operating	PVC PIPES = 150 Kilogram
311	3 STAR POLYMERS, VELANKA NNI TOWER, KADUKUTTY P O,	MULDED PLASTIC = 7 Kilogram	Manufacturer	Operating	MULDED PLASTIC = 7 Kilogram
312	RAINBOW PLASTICS, RAINBOW PLASTICS YUVARASMI NAGAR, AVITTATHUR	plastic item(decorative items) = 40 Kilogram	Manufacturer	Operating	plastic item(decorative items) = 40 Kilogram
313	NEW ERA PLASTIC PRODUCTS, MUDICOD E, KOOTTALA P.O. THRISSUR DISTRICT	JEWELLERY PACKING BOX = 2000 Numbers	Manufacturer	Operating	JEWELLERY PACKING BOX = 2000 Numbers
314	A . R TRADERS, A.R TRADERS KARUR, AVANUR P.O AVANOR POST THRISSUR	PLASTIC CHIPS = 495 Kilogram	Manufacturer	Operating	PLASTIC CHIPS = 495 Kilogram
315	PUNARTHAM PLASTICS, THALAKKO TTUKARA, KECHERY VIA, THRISSUR-680501	PVC GARDEN PIPE = 170 Kilogram, RECYCLING PLASTICS = 500 Kilogram	Manufacturer	Operating	PVC GARDEN PIPE = 170 Kilogram, RECYCLING PLASTICS = 500 Kilogram
316	SELECT INDUSTRIES, MANNAM PETTA, VARAKKARA P.O, THRISSUR-680325	PVC PIPES = 900 Kilogram	Manufacturer	Operating	PVC PIPES = 900 Kilogram
317	VALLACHIRA PLASTICS, THAMPURA TTIMOOLA VETTUKADU P.O PUTHUR THRISSUR	BLOW MOULDING PLASTIC ITEMS = 250 Kilogram	Manufacturer	Operating	BLOW MOULDING PLASTIC ITEMS = 250 Kilogram
318	VKC PLASTICS, MARATHAN KODE P.O, THRISSUR- 680604	PIPE FITTINGS = 1500 Numbers	Manufacturer	Operating	PIPE FITTINGS = 1500 Numbers
319	G.R PLASTICS, INDUSTRIAL ESTATE OLLUR THRISSUR	PLASTIC CAN = 45 Kilogram	Manufacturer	Operating	PLASTIC CAN = 45 Kilogram
320	MARIYA PLASTICS, VADAMA P O, MALA (via), THRISSUR-680736	HOOBS, RUNN ER, PLUG, BUS H etc. = 15 Kilogram	Manufacturer	Operating	HOOBS, RUNN ER, PLUG, BUS H etc. = 15 Kilogram

321	SELZER POLYMERS,XV/ 595, I.D.P. AYYANKUNNU, MUNDUR P.O.,	PLASTIC WATER TANK,BARRE LS = 6500 Numbers, BLOW MOULDED DRUMS AND WATER TANKS = 9 Metric Tonnes	Manufacturer	Operating	PLA STIC WA TER TANK, BARRE LS = 6500 Num bers, BL OW MOULDED DRUMS AND WA TER TANKS = 9 Metric Tonnes
322	STAR PACKAGINGS,18/42/2B, WARRIAM ROAD, ARANATTUKARA,THRI SSUR - 680618	HDPE BOTTLES = 10000 Numbers, LDPE BOTTLES = 20000 Numbers	Manufacturer	Operating	HDPE BOTTLES = 10000 Num bers, LDPE BOTTLES = 20000 Numbers
323	ST. JOSEPH INDUSTRIES,ROSEVIL LA, SOUTH THORAV, PUDUKAD P.O,THRISSUR-680301	PLASTIC PARTS OF PRESSURE COOKER AND RICE COOKER = 1000 Numbers	Manufacturer	Operating	PLASTIC PARTS OF PRESSURE COOKER AND RICE COOKER = 1000 Numbers
324	ELWIN PLASTICS,MUKKATTU KARA ,P O NETTISSERY, THRISSUR	PVC PIPES = 157 Metric Tonnes	Manufacturer	Operating	PVC PIPES = 157 Metric Tonnes
325	ELWIN PVC PIPES,NETTISSERY P O, MUKKATTUKARA, THRISSUR	PVC PIPES = 140 Metric Tonnes	Manufacturer	Operating	PVC PIPES = 140 Metric Tonnes
326	PRINCE PLASTIC,PRINCE PLASTIC PLOT NO-112 SIDCO INDUSTRIAL ESTATE OLLUR THRISSUR	PLASTIC CAP & LID = 100 Kilogram, PLASTIC HOUSE HOLD ITEMS = 200 Kilogram	Manufacturer	Operating	PLASTIC CAP & LID = 100 Kilogram, PLASTIC HOUSE HOLD ITEMS = 200 Kilogram
327	AMMA PLASTICS & METALS INDUSTRIES,ROOM NO 5, AYYANKUNNU. PO MUNDUR, THRISSUR DT.	PVC DOOR FITTINGS = 3 Metric Tonnes	Manufacturer	Operating	PVC DOOR FITTINGS = 3 Metric Tonnes

328	NANO PLAST,PLOT NO. 28, AYYANKUNNU PO MUNDUR, THRISSUR DT.	PVC DOOR FITTINGS = 17 Metric Tonnes	Manufacturer	Operating	PVC DOOR FITTINGS = 17 Metric Tonnes
329	NIRMAL PET PRODUCTS,P.O ELAVALLY THRISSUR	PET BOTTLES = 3800 Numbers	Manufacturer	Operating	PET BOTTLES = 3800 Numbers
330	POLYON INDUSTRIES,PLOT NO 21, IDP VELAKKODE, MUNDOOR PO, THRISSUR DT.	PVC BOARD/SHEET (8X4) = 5000 Numbers	Manufacturer	Operating	PVC BOARD/SHEET (8X4) = 5000 Numbers
331	TRICHUR PLASTIC INDUSTRIES,C- 6 OLLUR INDUSTRIAL ESTATE OLLUR PO	PLASTIC PRODUCTS = 175 Kilogram	Manufacturer	Operating	PLASTIC PRODUCTS = 175 Kilogram
332	PRIYA POLYMERS,CONVENT ROAD CHIYYARAM P.O THRISSUR	PLASTIC CAP AND LID = 50 Kilogram, CONTAINERS = 50 Kilogram, BUCKET = 100 Kilogram, OTHER PLASTIC MOLDED ITEMS = 50 Kilogram	Manufacturer	Operating	PLASTIC CAP AND LID = 50 Kilogram, CONTAINERS = 50 Kilogram, BUCKET = 100 Kilogram, OTHER PLASTIC MOLDED ITEMS = 50 Kilogram
333	PRIYA PLASTICS,CONVENT ROAD CHIYYARAM P.O THRISSUR	HANGER = 50 Kilogram, PLASTIC CAP = 50 Kilogram, BUCKET = 50 Kilogram, INJECTION MOLDING ITEMS = 50 Kilogram	Manufacturer	Operating	HANGER = 50 Kilogram, PLASTIC CAP = 50 Kilogram, BUCKET = 50 Kilogram, INJECTION MOLDING ITEMS = 50 Kilogram
334	POLO PLASTICS,P.O KURICHIKKARA POGANNEMKADU MADAKKATHARA THRISSUR	PLASTIC CAP = 100 Kilogram, CONTAINERS = 100 Kilo Liters, OTHER PLASTIC MOLDED ITEMS = 100 Kilogram	Manufacturer	Operating	PLASTIC CAP = 100 Kilogram, CONTAINERS = 100 Kilo Liters, OTHER PLASTIC MOLDED ITEMS = 100 Kilogram

335	POLO POLYMER,VILADOM RAMAVARMAPURAM P.O THRISSUR	INJECTION MOLDING ITEMS = 100 Kilogram, PLASTIC CAP = 50 Kilogram, CONTAINERS = 50 Kilogram, MUG = 50 Kilogram	Manufacturer	Operating	INJECTION MOLDING ITEMS = 100 Kilogram, PLASTIC CAP = 50 Kilogram, CONTAINERS = 50 Kilogram, MUG = 50 Kilogram
336	DEEPA PLASTICS & POLYMERS,PARAPPUKARA P.O, THRISSUR, KERALA-680310	FLUSHING CISTERN = 100 Numbers, TOILET SEAT & COVES = 86 Numbers	Manufacturer	Operating	FLUSHING CISTERN = 100 Numbers, TOILET SEAT & COVES = 86 Numbers
337	M/S . GV POLYPET,INDUSTRIAL DEVELOPMENT PLOT , KUNNAMKULAM THRISSUR	PLASTIC PRODUCT = 300 Numbers	Manufacturer	Operating	PLASTIC PRODUCT = 300 Numbers
338	AUGUR PRODUCTS,KARAMUC K KANDASSANKADASV U P.O THRISSUR	PVC PROFILES = 200 Kilogram	Manufacturer	Operating	PVC PROFILES = 200 Kilogram
339	AMBADY PLASTICS,THAIKKATTUSSERY P.O OLLUR THRISSUR	PLASTIC CONTAINERS = 3000 Numbers	Manufacturer	Operating	PLASTIC CONTAINERS = 3000 Numbers
340	DIEXCEL,DIEXCEL SHED NO 8 , STREET C , MINI INDUSTRIAL ESTATE , PERINGANDOOR P.O	PLASTIC MOULD = 45 Kilogram	Manufacturer	Operating	PLASTIC MOULD = 45 Kilogram
341	PERFECT DIES & TOOLS,PLOT NO.68, AYYANKUNNU, PO MUNDOOR, THRISSUR DT.	BATHROOM FITTINGS = 1000 Kilogram	Manufacturer	Operating	BATHROOM FITTINGS = 1000 Kilogram
342	TRICHUR POLYMERS,PERAMAN GALAM P.O THRISSUR	WATER TANK = 20 Numbers	Manufacturer	Operating	WATER TANK = 20 Numbers
343	NOVA PLASTICS,14/569 A,OLLUR, THRISSUR	INJECTION MOULDED PRODUCTS = 55 Kilogram	Manufacturer	Operating	INJECTION MOULDED PRODUCTS = 55 Kilogram

344	TJ PLASTICS,IX/114C,MIN I INDUSTRIAL ESTATE VALLIVATTOM P.O PAINGODE THRISSUR	PLASTIC BOTTELS = 2000 Numbers, UMBERLLA HANDELS = 1000 Numbers	Manufacturer	Operating	PLASTIC BOTTELS = 2000 Numbers, UMBERLLA HANDELS = 1000 Numbers
345	POLYTEK INDUSTRIES,AIKKARA KUNNU P.O NADAVARAMB THRISSUR	POLYTHENE BAGS = 2000 Numbers	Manufacturer	Operating	POLYTHENE BAGS = 2000 Numbers
346	SOUTHERN CRATES & CONTAINERS (P) LTD,THAIKKATTUSSE RY ROAD , THALORE P.O ,THRISSUR	PLASTIC HOUSE HOLD ARTICLES = 1 Metric Tonnes	Manufacturer	Operating	PLASTIC HOUSE HOLD ARTICLES = 1 Metric Tonnes
347	SOUTHERN INDIA POLY PRODUCTS PVT LTD,THALORE P.O,THRISSUR	PLASTIC HOUSE HOLD ARTICLE = 500 Kilogram	Manufacturer	Operating	PLASTIC HOUSE HOLD ARTICLE = 500 Kilogram
348	SOUTHERN CONSOLIDATED PLASTICS,THAIKKATT USSERY ROAD THALORE P.O THRISUR	PLASTIC HOUSE HOLD ARTICLE = 300 Kilogram	Manufacturer	Operating	PLASTIC HOUSE HOLD ARTICLE = 300 Kilogram
349	SOUTHERN POLYMERS,THAIKKAT TUSSERY ROAD, THALORE P.O,THRISSUR	PLASTIC HOUSE HOLD ARTICLES = 1 Metric Tonnes	Manufacturer	Operating	PLASTIC HOUSE HOLD ARTICLES = 1 Metric Tonnes
350	SOUTHERN PLASTIC INDUSTRIES,THAIKKA TTUSSERY ROAD,THALORE P.O	PLASTIC HOUSE HOLD ARTICLES = 1 Metric Tonnes	Manufacturer	Operating	PLASTIC HOUSE HOLD ARTICLES = 1 Metric Tonnes
351	SOUTHERN UNION PLASTIC INDUSTRIES,THALORE P.O, THRISSUR	PLASTIC HOUSE HOLD ARTICLES = 1 Metric Tonnes	Manufacturer	Operating	PLASTIC HOUSE HOLD ARTICLES = 1 Metric Tonnes
352	AVT INDUSTRIES,VELLANI ,VELLANI P.O., IRINJALAKKUDUA, THRISSUR DISTRICT - 680701	INJECTION MOULDING (BUCKET) = 50 Numbers, Mattress = 60 Numbers	Manufacturer	Operating	INJECTION MOULDING (BUCKET) = 50 Numbers, Mattress = 60 Numbers

353	G.V & COMPANY, JDP, KANIYAMPAL, KUNNAMKULAM THRISSUR	PLASTIC PRODUCT(KIDS TOYS) = 150 Numbers	Manufacturer	Operating	PLASTIC PRODUCT(KIDS TOYS) = 150 Numbers
354	DURGA INDUSTRIES, VATTAK OTTA ,MALAPALLIPURAM P.O, MALA, THRISSUR	Sample Container = 400 Kilogram, PACKING MATERIAL = 100 Kilogram	Manufacturer	Operating	Sample Container = 400 Kilogram, PACKING MATERIAL = 100 Kilogram
355	LAKSHMI PLASTICS, LAKSHMI PLASTICS, NELLAYI P.O, THRISSUR-680305	PLASTIC CHIPS = 1000 Kilogram	Manufacturer	Operating	PLASTIC CHIPS = 1000 Kilogram
356	SAKTHI POLYMERS, ELANJIPRA P.O, KALIKKAL	PLASTIC BOTTLES = 100 Kilogram	Manufacturer	Operating	PLASTIC BOTTLES = 100 Kilogram
357	USHA RUBBERS, 29 B INDUSTRIAL DEVELOPMENT PLOT, PERINGANDOOR, THRISSUR-680581	PLASTIC MOULD FOR DESIGNER TILES = 1600 Numbers	Manufacturer	Operating	PLASTIC MOULD FOR DESIGNER TILES = 1600 Numbers
358	M/s. ELECTRO PLAST, EYYAL (po) KECHERY VIA THRISSUR	PVC PIPE FITTINGS = 100 Kilogram	Manufacturer	Operating	PVC PIPE FITTINGS = 100 Kilogram
359	GLORY INDUSTRIES, C.K. VALA VU, MATHILAKAM, THRISSUR, KERALA, NH 17 , NEAR JASS SERVICE STATION.	pet preforms for bottles = 2000 Kilogram	Manufacturer	Operating	pet preforms for bottles = 2000 Kilogram
360	G V PLASTICS, KIZHUR P O, KIZHUR KUNNAMKULAM, THRISSUR	PLASTIC COATED ARTICLES = 100 Kilogram	Manufacturer	Operating	PLASTIC COATED ARTICLES = 100 Kilogram
361	G V POLYMERS, KALLAYIK KUNNU ROAD, P.O CHOWANNUR, KUNNAMKULAM	PLASTIC COATING POWDER = 202 Kilogram	Manufacturer	Operating	PLASTIC COATING POWDER = 202 Kilogram
362	PRIYA HOMEPLAST, SIDCO, OLLUR P.O, THRISSUR	PLASTIC ARTICLE = 1 Metric Tonnes	Manufacturer	Operating	PLASTIC ARTICLE = 1 Metric Tonnes
363	Dynamic Mould, 3/164 G	VIRGIN PLASTIC PRODUCTS = 710 Kilogram	Manufacturer	Operating	VIRGIN PLASTIC PRODUCTS = 710 Kilogram

364	JENPLAST INDUSTRIES,P.O NEDUPUZHA, PANAMUKKU, THRISSUR	PLASTIC CONTAINERS = 1500 Numbers	Manufacturer	Operating	PLASTIC CONTAINERS = 1500 Numbers
365	A ONE PLASTICS,PAZHANJI P O THRISSUR DISTRICT	PLASTIC MOP CLIPS = 2000 Numbers	Manufacturer	Operating	PLASTIC MOP CLIPS = 2000 Numbers
366	WESTAR,XVI/436-D,MUNDOTHIKODE MINI INDUSTRIAL ESTATE, TALAPPILLY THRISSUR	PIPE FITTINGS = 500 Numbers, P.V.C.FITTINGS = 500 Numbers	Manufacturer	Operating	PIPE FITTINGS = 500 Numbers, P.V.C.FITTINGS = 500 Numbers
367	M K PRODUCTS,AYYANKUNNU INDUSTRIAL ESTATE, MUNDUR P.O	PLASTIC MOULDED ITEMS = 50 Kilogram	Manufacturer	Operating	PLASTIC MOULDED ITEMS = 50 Kilogram
368	KARTHI HOME PRODUCTS PVT LTD,11/819 INDUSTRIAL ESTATE OLLUR THRISSUR - 680306	HOUSE HOLD PLASTIC ITEMS = 330 Kilogram	Manufacturer	Operating	HOUSE HOLD PLASTIC ITEMS = 330 Kilogram
369	SIMPLE PLASTIC & METALS,PLOT NO 40,DEVELOPMENT AREA, AYYANKUNNU, P.O MUNDUR, THRISSUR	PVC MOULD FOR MAKING CEMENT TILES & PAVING BLOCKS = 300 Kilogram	Manufacturer	Operating	PVC MOULD FOR MAKING CEMENT TILES & PAVING BLOCKS = 300 Kilogram
370	LAKSHMI INDUSTRIES,M/S.LAKSHMI INDUSTRIES,VELLANCHIRA P.O,PORUNNUMKUNNU,THRISSUR DST,KERALA	PLASTIC GRANUELS = 300 Kilogram	Manufacturer	Operating	PLASTIC GRANUELS = 300 Kilogram
371	VICTORY PRODUCTS,VICTORY PRODUCTS MARATHAKKARA P.O., MARATHAKKARA	PLASTIC CAN = 500 Numbers	Manufacturer	Operating	PLASTIC CAN = 500 Numbers
372	AATHIRA PLASTIC INDUSTRIES,CHITTISSERY P.O, THRISSUR PIN-680301	PLASTIC WATER TANK = 20 Numbers, PLASTIC SEPTIC TANK = 3 Numbers	Manufacturer	Operating	PLASTIC WATER TANK = 20 Numbers, PLASTIC SEPTIC TANK = 3 Numbers

373	MANDUMPAL POLYMERS,VELLARA KKAD,P.O.VELLARAK KAD	GREEN HOSE = 1200 Sq Mtr	Manufacturer	Operating	GREEN HOSE = 1200 Sq Mtr
374	SYLCON PLASTICS,SYLCON PLASTICS VELLANCHIRA P.O THRISSUR - 680 697	BOTTLES = 1500 Numbers, CAPS = 1500 Numbers, JARS/CANS = 1500 Numbers	Manufacturer	Operating	BOTTLES = 1500 Numbers, CAPS = 1500 Numbers, JARS/CANS = 1500 Numbers
375	ADHITHYA POLYMER MOULDERS,V R PURAM P O, CHALAKUDY, THRISSUR DIST	PACKING MATERIAL = 80 Kilogram	Manufacturer	Operating	PACKING MATERIAL = 80 Kilogram
376	SPARK INDUSTRIES,VELTIKKATTIRI P O,MELE VETTIKKATTIRI,THRIS SUR-679531	ENDCAP,HOSE CONNECTOR ,TAP etc. = 600 Numbers	Manufacturer	Operating	ENDCAP,HOSE CONNECTOR ,TAP etc. = 600 Numbers
377	NIVIYA PLASTICS,NEAR FATHIMA MATHA CHURCH, P.O. VELLANCHIRA,THRIS SUR, PIN-680697	PET BOTTLES = 18000 Numbers	Manufacturer	Operating	PET BOTTLES = 18000 Numbers
378	V-THREE ENGINEERING,THOTTIPPAL P O, PALLAM,THRIS SUR-680310	PLASTIC BUSH = 500 Numbers, RUBBER BUSH = 500 Numbers	Manufacturer	Operating	PLASTIC BUSH = 500 Numbers, RUBBER BUSH = 500 Numbers
379	VXL Polytec Private Limited,313/VIII, Karuvankad, Kundukad P O, Thrissur - 680631	Plastic Water Storage tanks of total capacity = 25 Kilo Liters	Manufacturer	Operating	Plastic Water Storage tanks of total capacity = 25 Kilo Liters
380	EXCEL POLYMERS,KADUKUTTY P O, CHALAKUDY VIA	MULDED PLASTIC = 7 Kilogram	Manufacturer	Operating	MULDED PLASTIC = 7 Kilogram
381	CAN TECH PLASTICS,CAN TECH PLASTICS, MARATHAKKARA P.O., MARATHAKKARA	PLASTIC CAN = 500 Numbers	Manufacturer	Operating	PLASTIC CAN = 500 Numbers
382	SIDDHI VINAYAK POLYMERS,VELLUR CHUNGAM, THAYOOR (PO), THRISSUR	P.V.C.FITTING S = 1000 Kilogram	Manufacturer	Operating	P.V.C.FITTING S = 1000 Kilogram

383	POLYSIGN INDUSTRIES, KATTOOR P O, KATTOOR, THRISSUR 680702	MULTI LAYER HDPE/LDPE BLOWN FILM = 1.4 Metric Tonnes	Manufacturer	Operating	MULTI LAYER HDPE/LDPE BLOWN FILM = 1.4 Metric Tonnes
384	QUICK MACHINE SERVICE, KAIPARAMBU, PONNUR ROAD, KAIPARAMBU P O, THRISSUR-680546	Injection moulded & blow moulded articles = 50 Kilogram, Electrical repairing of moulded machine = 1 Numbers	Manufacturer	Operating	Injection moulded & blow moulded articles = 50 Kilogram, Electrical repairing of moulded machine = 1 Numbers
385	M.K. PLASTICS, P.O. UR AKAM POCHINNIPADAM THRISSUR	PACKING SHIM = 2000 Numbers	Manufacturer	Operating	PACKING SHIM = 2000 Numbers
386	MOTHER PLASTICS, MOOLAPAI, MARATHAKKARA P.O., THRISSUR, KERALA-680306	PLASTIC BROOM = 100 Numbers, PLASTIC CARPET = 100 Numbers	Manufacturer	Operating	PLASTIC BROOM = 100 Numbers, PLASTIC CARPET = 100 Numbers
387	VINCE POLYMERS, SREYAS NAGAR, OLLUKKARA P.O., THRISSUR-680655	POLYTHENE COVER = 190 Kilogram	Manufacturer	Operating	POLYTHENE COVER = 190 Kilogram
388	P V SUDHKARAN, PALAKK ADAN HOUSE, ASHTAMICHIRA P O, MALA	Sample Container = 28500 Numbers	Manufacturer	Operating	Sample Container = 28500 Numbers
389	K S PLASTICS, K S PLASTICS P.O NEDUPUZHA THRISSUR	FABRICATION FITINGS ITEMS = 350 Kilogram	Manufacturer	Operating	FABRICATION FITINGS ITEMS = 350 Kilogram
390	ATLAS INDUSTRIES, Vappuzha, P O Chazhur, Opp. Anganavadi, ThriSSur 680571	Spectacle Cases = 500 Numbers	Manufacturer	Operating	Spectacle Cases = 500 Numbers
391	DK INDUSTRIES, KAIPARAMBU P O, PUTHOOR, THRISSUR 680546	PLASTIC PRODUCTS = 14 Kilogram	Manufacturer	Operating	PLASTIC PRODUCTS = 14 Kilogram
392	MAKE FIT INDUSTRIES, KINFRA PARK, KORATTY, KINFRA PARK P.O., THRISSUR-680309	PLASTIC HOUSE HOLD ITEMS = 2000 Numbers	Manufacturer	Operating	PLASTIC HOUSE HOLD ITEMS = 2000 Numbers

393	PLANET POLYMERS, ANJANGADI, KADAPPURAM, CHAVAKKAD, THRISSUR-680514	PRINTING OF PLASTIC CARRY BAGS = 4000 Numbers	Manufacturer	Operating	PRINTING OF PLASTIC CARRY BAGS = 4000 Numbers
394	THRIVENI POLYMERS, KINFRA P.O., KORATTY, THRISSUR-680309	PLASTIC TAP = 6000 Numbers	Manufacturer	Operating	PLASTIC TAP = 6000 Numbers
395	RAPOL SANIPLAST PVT LTD, MELOOR, CHALAKUDY, THRISSUR-680311	PLASTIC TAP = 6000 Numbers	Manufacturer	Operating	PLASTIC TAP = 6000 Numbers
396	P.A TRADERS, AVANUR, P.O KARUR THRISSUR	PLASTIC CHIPS = 495 Kilogram	Manufacturer	Operating	PLASTIC CHIPS = 495 Kilogram
397	AVK PLASTICS, P.O PERUMPILAVU, ORUKKALKUNNU, THRISSUR-680519	PET BOTTLE = 800 Numbers	Manufacturer	Operating	PET BOTTLE = 800 Numbers
398	SIVANANDANAM PLASTIC, INDUSTRIAL DEVELOPMENT PLOT ATHANI THRISSUR	FOOD CONTAINER = 2000 Numbers	Manufacturer	Operating	FOOD CONTAINER = 2000 Numbers
399	MARS PLASTICS, 22/562, DHINHA, NELLIKKUNNU, THRISSUR DT KERALA STATE	PVC DOOR FITTINGS = 12 Metric Tonnes	Manufacturer	Operating	PVC DOOR FITTINGS = 12 Metric Tonnes
400	SUPREME POLYMERS, P.O THRIKKUR KALLUR THRISSUR	D CUT BAG = 50 Kilogram, PACKING COVER = 200 Kilogram	Manufacturer	Operating	D CUT BAG = 50 Kilogram, PACKING COVER = 200 Kilogram
401	SAKTHI PLASTICS, KIRALLOOR P.O THRISSUR	PVC PIPE = 200 Kilogram	Manufacturer	Operating	PVC PIPE = 200 Kilogram
402	N.H.S INDUSTRIES, VYNTHALA VIII/404 PALAYAMPARAMBU P.O THRISSUR	PLASTIC BOTTLES = 2000 Numbers, WATER TANK FITTINGS = 2000 Numbers	Manufacturer	Operating	PLASTIC BOTTLES = 2000 Numbers, WATER TANK FITTINGS = 2000 Numbers
403	SHARA PLASTICS, P.O EYYAL KECHERY VIA THRISSUR	COMB = 4320 Numbers, PLASTIC ITEMS = 30 Kilogram	Manufacturer	Operating	COMB = 4320 Numbers, PLASTIC ITEMS = 30 Kilogram

404	GANGA PLASTIC, CHANDRIKA .E.K W/O. SATHYAN, ELAKKATTU HOUSE, KANAKAMALA (PO), VATTEKADU THRISSUR	P.V.C.FITTING S = 1000 Numbers	Manufacturer	Operating	P.V.C. FITTING S = 1000 Numbers
405	AYYAPPA PLASTICS, POOCHETTY P.O ERAVIMANGALAM THRISSUR	LATEX COLLECTION CUP = 5000 Numbers	Manufacturer	Operating	LATEX COLLECTION CUP = 5000 Numbers
406	SHINE PLASTICS, KOLAZHI P.O THRISSUR	RECYCLED PLASTIC GRANULES = 400 Kilogram	Recycler	Operating	RECYCLED PLASTIC GRANULES = 400 Kilogram
407	SREELAKSHMI PRODUCTS, MATHILAK AMP O, THRISSUR	CONCEALED BOX = 1200 Numbers	Recycler	Operating	CONCEALED BOX = 1200 Numbers
408	Royal Plastics, Choolissery P.O., Kolangattukara, Thris sur	Plastic Granules = 500 Kilogram	Recycler	Operating	Plastic Granules = 500 Kilogram
409	SIARRA INDUSTRIES, BLDG. NO. 11/313 PHC ROAD PORKULAM PORKULAM P O	Recycled Plastic Granules = 1700 Kilogram	Recycler	Operating	Recycled Plastic Granules = 1700 Kilogram
410	SIVA PLASTICS, MADAKKAT HARA P.O MADAKKATHARA THRISSUR	HD&LD PIPES = 275 Kilogram	Recycler	Operating	HD&LD PIPES = 275 Kilogram
411	NOVA PLASTICS, 14/829/A OLLUR THRISSUR	PLASTIC GRANULES FROM SCRAP = 590 Kilogram	Recycler	Operating	PLASTIC GRANULES FROM SCRAP = 590 Kilogram
412	KURAI SHY PLASTICS, SIDCO INDUSTRIAL PARK ATHANI, P.O PERINGANDOOOR THRISSUR	PLASTIC GRANULES FROM SCRAP = 300 Kilogram	Recycler	Operating	PLASTIC GRANULES FROM SCRAP = 300 Kilogram
413	SRI RAJU PLASTICS, PLOT NO .3, SIDCO INDUSTRIAL PARK, P.O PERINGADOOR, ATHANI, THRISSUR	PLASTIC GRANULES FROM SCRAP = 300 Kilogram	Recycler	Operating	PLASTIC GRANULES FROM SCRAP = 300 Kilogram
414	HYLUX MACHINE, NETTISSEY Y P.O., THRISSUR	WIRING PVC PIPE = 450 Kilogram	Recycler	Operating	WIRING PVC PIPE = 450 Kilogram

	J.R.S.PLASTICS,VALLA CHIRAKKARAN HOUSE ANCHERY KURIACHIRA P O MKM STREET THRISSUR - 680006	PLASTIC GRANULES = 200 Kilogram, PLASTIC INJECTION MOULDED ITEMS = 100 Kilogram	Recycler	Operating	PLASTIC GRANULES = 200 Kilogram, PLASTIC INJECTION MOULDED ITEMS = 100 Kilogram
415					
416 (KAN NUR)	M/S ZUM ZUM POLYMERS	7.95	MLP	OPERATING	7.95
417	KALYX PLASTIPACK	5.5	MLP	OPERATING	5.5
418	S S EXTRUSIONS	0.872	MLP	OPERATING	0.872
419	ARUNODAYA PACKAGING	0.55	MLP	OPERATING	0.55
420	SWATHI PACKAGING	0.385	MLP	OPERATING	0.31
421	EVERGREEN PRODUCTS	0.6	MLP	OPERATING	0.52
422	GEMINI PLASTICS	2.75	MLP	OPERATING	2.75
423	AQUA REGAL PRODUCTS	1.37	MLP	OPERATING	1.37
424	SNEHA POLYMERS	1.1	MLP	OPERATING	1.1
425	ANVIL INDUSTRIES	0.05	MLP	OPERATING	0.05
426	TECHNOWIN	0.16	MLP	OPERATING	0.16
427	JAYPEE POLYPACK INDUSTRIES	0.22	MLP	OPERATING	0.22
428	ARUNA FLEXO PACKS	0.37	MLP	OPERATING	0.37
429	PARASSINI POLYMERS	0.6	MLP	OPERATING	0.36
430	SANSONS INDUSTRIES	0.16	MLP	OPERATING	0.016
431	CENTURY HOUSEHOLD PRODUCTS	3.03	MLP	OPERATING	3.03
432	GOLDEN STAR PACKAGING	0.38	MLP	OPERATING	0.38
433	ALPHA PACKAGING INDUSTRIES	0.7	MLP	OPERATING	0.37
434	POWER PLASTIC INDUSTRY	0.68	MLP	OPERATING	0.68
435	SURYA POLY PRINTS	0.535	MLP	OPERATING	0.35
436	MALABAR METAL	2.2	MLP	OPERATING	2.2
437	EVERSHINE INDUSTRIES	2.31	MLP	OPERATING	2.31
438	KITCHEN MAKER	0.11	MLP	OPERATING	0.11
439	SASCO	0.02	MLP	OPERATING	0.02
440	ROYAL TARPULIN	0.13	MLP	OPERATING	0.13
441	INTERNATIONAL PET INDUSTRIES	6.06	MLP	OPERATING	6.06

442	ANJAL INDUSTRIES	0.33	MLP	OPERATING	0.33
443	SUPERSHINE INDUSTRIES	2.75	MLP	OPERATING	2.75
444	NATIONAL PIPES	0.22	MLP	OPERATING	0.22
445	FUTURE PLAST	3.52	MLP	OPERATING	3.52
446	EVEROPLAST INDUSTRIES	1.04	MLP	OPERATING	1.04
447	TALASH PLASTOPACKS	5.63	MLP	OPERATING	5.63
448	INTERNATIONAL TARPAULIN COMPANY	0.11	MLP	OPERATING	0.11
449 (KASAR GOD)	NOOR PLASTIC		PLASTIC SHEET & PIPES OF DIFFERENT DIAMETER	Operating	50 Kg
450	ALDAR BLOWING UNIT		PLASTIC BOTTLES	Operating	10000 NUMBERS
451	KAKUNJE PLASTIPACKS PVT LTD		PLASTIC PACKING BAGS & PLASTIC CARRY BAGS	Operating	600 Kg and 250 kg
452	RAKSHA POLYMERS		PLASTIC TANK	Temporarily closed	300 numbers
453	THEJASWINI TARPOLINS		DIFFERENT SIZE OF SHEETS	Operating	110 Kg
454	KAIRALI AGRO NETS		HDPE SIDE NETS	Temporarily closed	200Kg
455	SUPREME TRADERS		COVERINGS OF VEHICLES	Operating	99 Kg
456	ALDAR BLOWING UNIT		PLASTIC BOTTLES	Operating	10000 NUMBERS
457	MITHRA ENTERPRISES		BAGS	Temporarily closed	150 kg
458	SKANDA PLASTICS		PLASTIC BOTTLE MANUFACTURING UNIT	Operating	3000numbers
459	VIJAYA PLASTICS		PLASTIC CONTAINERS	Operating	200 numbers
460	KRISHNA KIRAN ENTERPRISES		ICE CREAM FOOD GRADE CONTAINER	Operating	4000/Day
461	MALABAR TRADING		STUFFED PLASTIC	Temporarily closed	600 Kg
462	TEXAS PRO INDUSTRY		PLASTIC FLAKES	Temporarily closed	450 Kilogram /day
463	LORDS POLYTECHS PVT.LTD		POLYTHENE SHEETS & COVERS	Temporarily closed	200 Kg
464	NATIONAL TRADING COMPANY		POLYURETHANE FOOTWEAR	Temporarily closed	300 Numbers
465 (Wayanad)	Milan enterprices	200kg/Day	Biodegradable carry bags	Operating	200kg/Day
466	Apple eco bags	100 kg/day	Non Woven Carry Bags	Closed	100 kg/day
467	CF Bags	50kg		PP bags	Operating
468	H2O Pet industries	2000no/day	PET Bottles	Closed	2000no/day
469	Plastic pack	4000 pieces/day	jewellery box	Operating	4000 picces/day

470	Malabar eco friendly unit	100 kg/day	non woven carry bags	Closed	100 kg/day
471	Alakkal shoppers	1000kg/day	non woven carry bags, non woven cloths	Closed	1000 kg/day
472	Abana	30000no/day	paper plate, paper roll	Operating	
473	Intech Solutions	21600no/day	Insulation tapes	Closed	21600 no/day
474	ADS Green Products	1200kg	Carry bag, Grocery bags, Garbage baGS	Operating	1200kg
475 (KOZH IKOD E)	PACK ZONE POLY PACK	3000 N/day	Flexible	Operating	3000 N/day
476	United polymers Kadalundi	0.1 TPD	Flexible	Operating	0.1 TPD
477	ABHINAND PLASTICS	500 N/day	Rigid	Operating	500 N/day
478	UNIQUE PET	4000 N/day	Rigid	closed	4000 N/day
479	AISWARYA MOULDS	15 N/day	Rigid	Operating	15 N/day
480	FRIENDS RUBBER INDUSTRIES	100 N/day	Flexible	Operating	100 N/day
481	GEO POLIMERS	125 sqr mtr/day	Rigid	Operating	125 sqr mtr/day
482	USPAN INDUSTRIES	0.4 TPD	Flexible	Operating	0.4 TPD
483	INDU COMPONENTS.	1500 N/day	Rigid	Operating	1500 N/day
484	OZONE BIO FABS INTERNATIONAL	0.0005 TPD	Flexible	Operating	0.0005 TPD
485	ARJUN PIPES	0.3 TPD	Rigid	closed	0.3 TPD
486	Smartek footwear Pvt Ltd	6000 N/day	Flexible	closed	6000 N/day
487	LAND MARK TRADERS	50 cube feet	Rigid	Operating	50 cube feet
488	G.M TYRE RETREADINGS MARUTHANKARA ROAD KUTTIADI	4 N/day	Flexible	closed	4 N/day
489	LEADER RUBBER PRODUCTS	2650 N/day	Flexible	Operating	2650 N/day
490	Viswa industries	0.06 TPD	Rigid	Operating	0.06 TPD
491	KAIRALI POLY PACK PVT LTD	6.2 TPD	Flexible	Operating	6.2 TPD
492	Aspirnova Techno Plast	30000 N/day	Rigid	Operating	30000 N/day
493	SABOO TECH POLYMERS	0.025 TPD	Flexible	Operating	0.025 TPD
494	LEADER RUBBER PRODUCTS	3000 N/day	Flexible	Operating	3000 N/day
495	VKC FOOTWEAR INTERNATIONAL PVT.LTD	4667 N/day	Flexible	Operating	4667 N/day
496	FORTUNE ELASTOMERS PVT LTD UNIT II	16000 N/day	Flexible	Operating	16000 N/day
497	KONARIS ADVANCED POLYMERS	7.8 TPD	Rigid	Operating	7.8 TPD
498	VEEKESY POLYMERS PVT LTD.	600 N/day	Flexible	Operating	600 N/day
499	Lido Rubber Products	2000 N/Day	Flexible	Operating	2000 N/Day
500	AMMU PET	2000 N/Day	Rigid	closed	2000 N/Day

501	CHALIL PLASTIC INDUSTRIES	1300 N/Day	Rigid	Operating	1300 N/Day
502	C M Plastics	0.2 TPD	Rigid	Operating	0.2 TPD
503	JIRA PACKAGING	100000 N/Day	Rigid	closed	100000 N/Day
504 (DO 1)	M/s. ALFIA PLASTICS	Plastic Waste - 150 Kilogram Plastic chips - 850 Kilogram Colour Pigments - 03 Kilogram	Recycler	Operating	
505	M/s. STAR PLASTICS	Plastic Scrap /Day - 500 Kilogram	Recycler	Operating	
506	M/s. FATHIMA PLASTICS	Waste plastics - 550 Kilogram	Recycler	Operating	
507	M/s. F.F. PLASTICS	Waste plastics - 1500 Kilogram	Recycler	Operating	
508	M/s. P.M. PLASTICS	Cleaned Waste plastics - 500 Kg.	Recycler		
509	M/s. K.K.M. PLASTICS	Waste Plastics - 1250 Kilogram	Recycler		
510	M/s. EVERSHINE PLASTICS	Plastic Granules - 1.4 Metric Tonne. Waste Plastic - 1.5 Metric Tonnes	Recycler	Operating	
511	M/s. C.K.T. PLASTICS	Waste Plastics - 8	Recycler	Operating	
512	M/s. P M PLASTIC REPROCESSING UNIT	Plastic Waste - 850 Kilogram	Recycler		
513	M/s. NEDUNGATTUKUDY PLASTICS	Waste plastic - 30 Metric Tonnes	Recycler	Operating	
514	M/s. INFA PLASTICS	Waste Plastics - 125 Metric Tonnes	Recycler	Operating	
515	M/s. A-ONE BOTTLES & PLASTICS	Waste Plastics - 8.50 Metric Tonnes	Recycler	Operating	
516	M/s. CROWN PLASTICS	Waste plastic - 50	Recycler	Closed	
517	M/s. RISWAN PLASTIC	Waste Plastic - 5	Recycler		
518	M/s. PLASTIC INDUSTRY	Scrap Plastic Buckets & Bottles after use - 1000 Kilogram	Recycler		
519	M/s. EXCEL PLASTICS	Plastic scraps 20	Recycler	Operating	
520	M/s. CREATIVE PLASTIC	Plastic Waste 20	Recycler	Operating	

521	M/s. JAMEELA PLASTICS	Waste Plastics - 3	Recycler	Closed	
522	M/s. HAMARA PLASTICS	Waste Plastic - 1	Recycler	Operating	
523	M/s. SUPER LION PLASTICS	Plastic items - 50	Recycler		
524	M/s. TRAVANCORE PLASTIC	Plastic Chips - 80	Recycler	Operating	
525	M/s. SUBAIDA PLASTICS	Plastic Scrap - 60	Recycler	Operating	
526	M/s. ADIVADU PLASTICS	Waste Plastic - 2	Recycler		
527	M/s. KALIMATTAM PLASTIC INDUSTRIES	Plastic scrap - 1200 Kilogram Plastic Granules - 2400 Kilogram	Recycler		
528	M/s. P.K.A PLASTICS	Waste Plastic - 20	Recycler	Operating	
529	M/s. THEKKEKUDY PLASTICS	Plastic Scraps - 6	Recycler	Operating	
530	M/s. RIFA PLASTICS	Waste Plastic - 3	Recycler	Operating	
531	K.M. PLASTICS	Plastic Scrap - 80	Recycler	Operating	
532	M/s. MPS PLASTIC WORKS	Waste plastic - 30	Recycler		
533	M/s. M/s. MARIA PLASTICS	Waste Plastic - 1	Recycler		
534	M/s. SARU PLASTICS	Waste plastics - 1	Recycler	Closed	
535	M/s. GREESHMA PLASTICS	PVC door waste and virgin plastics - 200 Kilogram	Recycler	Closed	
536	M/s. NAIVE PLASTICS	Plastic waste - 1200 Kilogram	Recycler		
537	M/s. RECPO PLASTICS	Waste plastics - 1000 Kilogram	Recycler		
538	M/s. KOTTAKUDIYIL POLYMERS	Waste plastic - 1000 Kilogram	Recycler		
539	M/s. CHEERAKATTIL POLYMERS	Waste plastic - 1.50 Metric Tonnes	Recycler		
540	M/s. FRIENDS POLYMERS	Waste Plastics - 500 Kilogram	Recycler		
541	M/s. UNITED POLYMERS	Plastic waste - 0.10 Metric Tonne	Recycler		
542	M/s. CHITTUPARAMBIL POLYMERS	Waste plastic - 20 Metric Tonnes	Recycler	Operating	
543	M/s. GREEN INDUSTRIES	Recycled plastic chips - 2 Metric Tonne	Recycler	Operating	
544	M/s. MEHROOF POLYMERS	Used Plastic - 600 Kilogram	Recycler	Operating	



545	M/s. RR POLYMERS	Plastic Granuels 420 Kilogram Waste Plastic - 300 Kilogram	Recycler	Operating	
546	M/s. STAR POLYMERS	Waste plastic- 15 Metric Tonnes	Recycler		
547	M/s. SUVARNA P P PRODUCTS	Scrap Plastic - 500 Kilogram	Recycler		
548	M/s. UNITED INDUSTRIES	Plastic Chips- 1500 Kilogram	Recycler	Operating	
549	M/s. UNITED MPOLYMERS	Plastic waste - 0.10 Metric Tonne	Recycler	Operating	
550	M/s. VENGOLA POLYMERS	Plastic Waste - 1.25 Metric Tonnes	Recycler		
551	M/s. MALAYATTOOR POLYMERS	HDPE, LDPE (RECYCLED) LLDPE & PPE Granuales - 45 Kilogram	Recycler	Operating	
552	M/s. DIAMOND POLYMERS	ASTIC GRANULES- 1.2 Metric Tonnes	Recycler	Operating	
553	M/s. P M PLASTICS	Plastic Chips (Grade -1) - 420 Kilogram Plastic Chips (Grade -2) 70 Kilogram	Recycler	Operating	
554	M/s. IINDO POLYMERS		Recycler		
555	M/s. AGORAN PLASTICS		Recycler		
556	M/s. MALABAR POLYMERS		Recycler		



Annexure-VII (Column 9)				
Details of violations & action taken on non-compliance of provisions of PWM Rules, 2016, as amended, 2018				
Rule	Provisions	Violator	Nature of Violation	Action taken
4(c)	Carry bag made of virgin or recycled plastic, shall not be less than fifty microns in thickness;		Single use plastic is banned in Kerala	
4(d)	Plastic sheet or like, which is not an integral part of multi-layered packaging and cover made of plastic sheet used for packaging, wrapping the commodity shall not be less than fifty microns in thickness except where the thickness of such plastic sheets impair the functionality of the product		Single use plastic is banned in Kerala	
4(f)	Sachets using plastic material shall not be used for storing, packing or selling gutkha, tobacco and pan masala;		Banned	
4(h)	Carry bags made from compostable plastics shall conform to the Indian Standard: IS 17088:2008 titled as specifications for Compostable Plastics, as amended from time to time. The manufacturers or seller of compostable plastic carrybags shall obtain a certificate from the Central Pollution Control Board before marketing or selling;		Ban of compostable carry bag is subjected to judgement dated 06/02/2021 in WP(C)4291/2020.	
6(1)-(7)	Every local body shall be responsible for development and setting up of infrastructure for segregation, collection, storage, transportation, processing and disposal of the plastic waste either on its own or by engaging agencies or producers		1022 Harithakarma senas, 1018 MCFs and 178 RRFs	
6(2)(g)& 7(c)	Ensuring that open burning of plastic waste does not take place		Instruction given to localbodies	
8(1)(a)	The waste generator shall take steps to minimize generation of plastic waste and segregate plastic waste at source		1022 Harithakarma senas, 1018 MCFs and 178 RRFs	
8(1)(b)	The waste generator shall not litter the plastic waste		1022 Harithakarma senas, 1018 MCFs and 178 RRFs	
13(2)	Every producer or brand-owner shall, for the purpose of registration or for renewal of registration, make an application in Form-1 to i."The concerned State Pollution Control Board or Pollution Control Committee of the Union		In Kerala since the launch of portal on April 6 th (2 brand owners, 55 producers , 28 importers, 6 PWP) have been given registration as on 3 rd October 2022	

13(3)	Every person recycling or processing waste or proposing to recycle or process plastic waste shall make an application to the State Pollution Control Board or the Pollution Control Committee for grant of registration or renewal of registration for the recycling unit, in Form II.	Number of registered recyclers in the State- 123
13(4)	Every manufacturer engaged in manufacture of plastic to be used as raw material by the producer shall make an application to the State Pollution Control Board or the Pollution committee of the Union territory concerned, for the grant of registration or for the renewal of registration, in Form III.	Number of registered manufacturers/ producers in the State-503
14(1)	Retailers or street vendors shall not sell or provide commodities to consumer in carry bags or plastic sheet or multi-layered packaging, which are not manufactured and labelled or marked, as per prescribed under these rules	Single use plastic is banned in Kerala
	Any other (Please specify)	Nil


Annexure-VIII (Column 11)

Status of submission of Annual Report by ULBs/VPs to SPCB/PCC [Rule 17(2)]		
Sl. No.	Item	No.
1	Total No. ULBs	93
a	Total NO. of ULBs which have provided complete Annual Report	64
2	Total No. GPs	941
a	Total No. of GPs which have provided complete Annual Report	373
3	Any other local bodies (please specify)	Nil
a	Any other local bodies which have provided complete Annual Report	Nil

Date	Item	Agenda	Organizer	Session / event
20-08-2021	Brochure	Messages circulated to communicate the idea of preventing plastic pollution.	Kerala SPCB, GIZ, CED	 <p> Celebrate Onam Celebrate Nature SAY NO to Single-Use Plastic (SUP) Use cloth bags while shopping Happy Onam A message from the project 'Onam - Eenvu' (Onam - Environment) </p>
25-08-2021	All India Radio (AIR) on Awareness on Plastic Waste Management in Kerala	<p>A session was organised with All India Radio (AIR) on Awareness on Plastic Waste Management in Kerala -</p> <p>Expert speakers included:</p> <ul style="list-style-type: none"> Er. Pradeep Kumar AB, Chairman, Kerala State Pollution Control Board Dr. Babu Ambat, Executive Director, CED Er. Dileep Kumar, Programme Director, CED, Former Director, Suchitwa Mission Former Senior Environmental Engineer, Kerala SPCB <p>The session included discussions on Marine litter and its consequence on health and environment, role of public</p>	Kerala SPCB, GIZ, CED	 <p> Section: Date: Time: Name: Signature: Date: 25/08/21 Time: 11:15 AM Name: P. T. B. K. V. S. R. Signature: P. T. B. K. V. S. R. </p>

		to minimize marine litter and on Plastic Waste Management (PwM) Rules 2016 in Malayalam. The session was moderated by Mr. Vivek J M, Technical Expert, GIZ. It was broadcasted by All India Radio (AIR), Trivandrum on 25.08.2021 at 11.15 am under 'Haritha Vani' programme. The duration was 12 minutes 59 seconds.		
	Banner	Banners have been designed and printed in cloth material to enhance awareness and enlighten the importance of adoption of plastic alternatives in view of national level ban of SUP as per Plastic Waste Management Rules (Amendment) 2021		
18-10-2021	Webinar session	Awareness session on plastic pollution and single-use plastics- Focus-University of Kerala	Kerala SPCCB, University of Kerala, GIZ, CED	
30-10-2021		Awareness session on plastic pollution and single-use plastics District focus-Trivandrum district	Kerala SPCCB, GIZ, CED	

09-11-2021	Webinar session	Awareness session on plastic pollution and single-use plastics	Kerala SPCB, GIZ, CED
02-11-2021	Webinar session	Awareness session on plastic pollution and single-use plastics District focus-Kannur and Kasargod districts	Kerala SPCB, GIZ, CED




Reduction, Elimination and Awareness Creation (REACT) on Plastic Pollution

WEBINAR SERIES • Making Plastic Pollution: Tackling the Single-Use Plastic (SUP) Crisis

Series 1
Date: 20 October 2021, Time: 2:00 - 3:30 pm

Series 2
Date: 27 November 2021, Time: 11:00 am - 12:30 pm

Organized by:
Kerala State Pollution Control Board (KSPCB), Government of Kerala
Cooperated by:
GIZ, CED



Reduction, Elimination and Awareness Creation (REACT) on Plastic Pollution

WEBINAR SERIES • Making Plastic Pollution: Tackling the Single-Use Plastic (SUP) Crisis

Series 3
Date: 02 November 2021, Time: 11:00 am - 12:30 pm

Organized by:
Kerala State Pollution Control Board (KSPCB), Government of Kerala
Cooperated by:
GIZ, CED


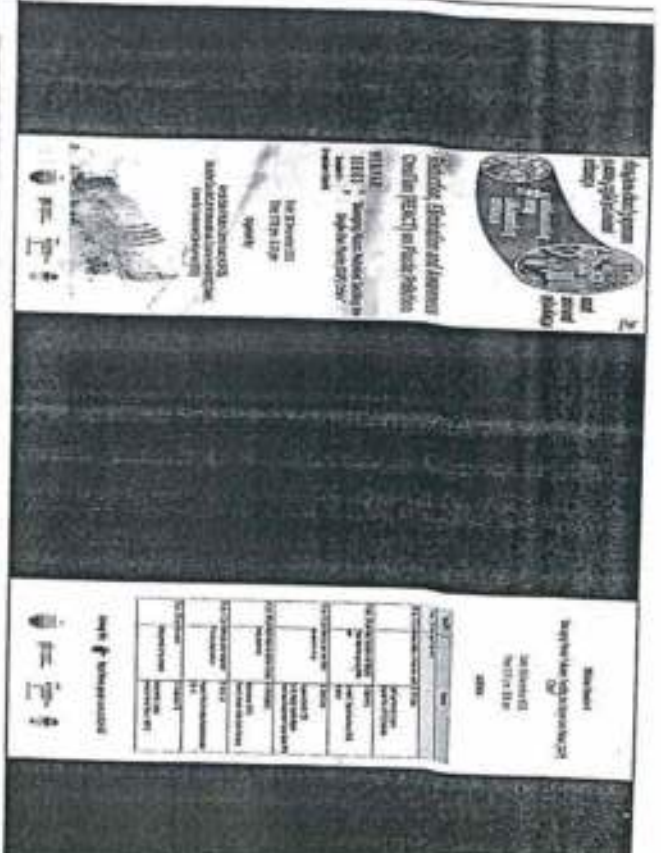
Webinar Session 2
Making Plastic Pollution: Tackling the Single-Use Plastic (SUP) Crisis
Date: 20 October 2021, Time: 2:00 - 3:30 pm
ASFO/04


Time	Topic	Speaker
02:00 PM	Introduction to the webinar series	Dr. S. Jayapal
02:15 PM	Overview of the REACT approach	Dr. S. Jayapal
02:30 PM	Case study: Single-Use Plastic (SUP) in Kerala	Dr. S. Jayapal
02:45 PM	Q&A Session	Dr. S. Jayapal
03:00 PM	Conclusion	Dr. S. Jayapal

Webinar Session 3
Making Plastic Pollution: Tackling the Single-Use Plastic (SUP) Crisis
Date: 02 November 2021, Time: 11:00 am - 12:30 pm
ASFO/04

Time	Topic	Speaker
11:00 AM	Introduction to the webinar series	Dr. S. Jayapal
11:15 AM	Overview of the REACT approach	Dr. S. Jayapal
11:30 AM	Case study: Single-Use Plastic (SUP) in Kerala	Dr. S. Jayapal
11:45 AM	Q&A Session	Dr. S. Jayapal
12:00 PM	Conclusion	Dr. S. Jayapal

25-12-2021	Brochure	Messages circulated to communicate the idea of preventing plastic pollution as part of Christmas 2021.	Kerala SPCB, GIZ, CED
------------	----------	--	-----------------------





STATUS REPORT

**Assessment of Plastic Products:
SUP(Permitted/prohibited), Plastic
items(Excluding SUP), SUP alternatives**



**"ASSESSMENT OF PLASTIC PRODUCTS: SUP
(PERMITTED/PROHIBITED), PLASTIC ITEMS (EXCLUDING SUP), SUP
ALTERNATIVES"**

STATUS REPORT

No	Activity	Status
1	Preparatory discussions	Completed
2	Identification of survey area and sample	Completed
3	Questionnaire finalization	Completed
4	Survey team finalization and training	Completed
5	Inception Report	Completed
6	Primary data collection on SUP	Completed
7	Primary data collection on SUP alternatives	Completed
8	Mobile app preparation	Completed
8	Field study	ONGOING
9	Data entry and draft preparation	ONGOING
10	Presentation of draft	To be completed
11	Final report	To be completed

Objective 1:

To provide list of items in the state with focus on:

1. SUP items (permitted) 2. SUP items (Prohibited) 3. Alternative to SUP

STATUS: list of SUP items (permitted) and alternative to SUP is under preparation

Sl no	SUP permitted	SUP prohibited	SUP alternatives
1	Straws/ Stirrers	Garbage bags (plastic)	paper cups with PLACoating, certified by CPCB and IS:17088 complaint
2	Non-biodegradables	Non-woven bags, plastic flags, plastic bunting	Cloth bags / paper bags
3	EPS (Thermocol and similar) for decoration	PET/PETE bottles of drinking water of capacities less than 500ml.	cloth/paper flags, bunting
4	Small plastic bottles for drinking water (≤ 200 ml)	Plastic carry bags irrespective of thickness	Grow bags
5	Small multilayer pouches/sachets (area less than 36 cm ²)	Plastic carry bags - compostable	Paper spread
6	Plastic banners (thickness less than 100 microns)	Plastic coated - items like paper cups, plates, bowls, paper bags	Glass, ceramic, steel-cups, plates, paper, and plant-based decorations
7	Wrapping films for e-commerce applications	Plastic/ plastic coated leaves used as plates	Glass, ceramic, steel, wooden cups, plates, dishes, spoons, fork, straw, stirrer
8	Cling films (food and industrial packaging)	Plastic packets (use of plastic packets in retail outlets, including street vendors/ hawkers, for packing fruits and vegetables)	
9	Bakery and grocery packing films	Plastic sapling bags	
10	Multi-layer packaging (an area more than 36cm ²)	Plastic sheets (sheet used as table spread)	
11	Brick cartons (Tetra Pak and similar)	Plastic water pouches, non branded plastic juice packets	

12	Blister packaging for pharmaceutical applications	Plates, cups, and decorative materials made of thermocol/Styrofoam	
13	Blister packaging for non-pharma applications	PVC flex materials, plastic coated cloth-like polyester/ nylon/ Korean cloth	
14	Milk and oil pouches	Single-use plastic utensils like cups, plates, dishes, spoons, forks, straw, stirrers, made of plastic	
15	Retort pouches for ready-to-eat microwavable and boiling water food items	Candy sticks	
16	Shrink film	Earbuds with plastic sticks	
17	Air cushions industrial packaging: Bubble wraps, Foam, Air Pillows	Ice-cream sticks	
18	Disposable industrial packaging (EPS)	Plastic sticks for balloons,	
19	Films for mulch, silage, greenhouse applications	Wrapping or packing films around sweet boxes, invitation cards, and cigarette packets.	
20	Plastic bottles for food and beverages		
21	Plastic bottles for non-food		
22	Non-woven textile for medical and personal care items		
23	IV bottles		
24	IV bags/ Blood bags		
25	Disposable syringes		
26	Catheters		
27	Tea-bags		

Objective 2:

To carry out market survey to check availability of the items in the three categories (SUP (permitted), SUP items (prohibited), alternative to SUP).

Obj 2.1: (i) **manufacturing capacity:**

STATUS: Data collected from KPCB and sorted district-wise. 549 plastic products suppliers were registered under KPCB. Details attached.

Total number of suppliers of plastic products permitted by PCB		
SL NO	DISTRICT	TOTAL NUMBERS
1	Thiruvananthapuram	9
2	Kollam	25
3	Pathanamthitta	2
4	Alappuzha	18
5	Kottayam	24
6	Idukki	7
7	Ernakulam-I	47
8	Ernakulam-ii	134
9	ESC Eloor	7
10	Thrissur	157
11	Palakkad	41
12	Malappuram	30
13	Calicut	22
14	Wayanad	2
15	Kannur	20
16	Kasaragode	4
	TOTAL	549

Details of SUP manufactures registered under SPCB

Sl no	Name and address of the establishment	Communication	Occupier Details	District	Product
1	M/s VELLAPPALLY PLASTICS, MUTTOM BAZAR, CHERTHALA P O	9847191623, masani.m@gmail.com	KISHOR M,PULLAMPALLIL HOUSE,CMC-I,CHERTHALA P O,ALAPPUZHA-688524	Alappuzha	Carry bags
2	BALAJI PLASTICS LTD CMC-19, CHERTHALA.	Telephone :091-9946088125 - E-mail:balajiplasticsldt	SURESHKUMAR MANGALABHAV	Alappuzha	Carry bags

	688524	@gmail.com	AN, CMC-19, CHERTHALA		
3	M/s SONA PLASTIC INDUSTRIES DEVELOPMENT PLOT, MAJOR INDUSTRIAL ESTATE, SOUTH KALAMASSERY - 683109		M.S.GEORGE MALIEKAL VILLA KARIPPAI ROAD KALAMASSERY PIN-683109	Ernakulam	Carry bags
4	BLUE LINE PLASTICS, DOOR NO 202 D, DEVELOPMENT PLOT CHAMPANOR, ANGAMALY SOUTH	0484-2605954 bluelinefmacs@gmail.com	MEETO PAULOSE, PUTHENANGADI HOUSE, NAZARETH ROAD, ALUVA 683101	Ernakulam	PLASTIC BAGS(GARBAGE), Plastic films
5	Sharon Plastics, Peroor P.O., Kottayam			Kottayam	Plastic Bags Without Printing, Plastic Sheets With Printing
6	S.S PLASTICS S.S PLASTICS, MYLAPORE, UMayANALLOOR P.O, KOLLAM 691589	Telephone :91-9447408442 Fax :- E-mail:ssplasticsumayanalloor@gmail.com	R.SHIBU, SHIBU BHAVANAM, NALLILA P.O, PULIYILA, KOLLAM-691515	Kollam	PLASTIC SHEET
7	AISWARYA PLASTICS, VETTIMUKAL P.O., ETTUMANOOR, KOTTAYAM		AISWARYA PLASTICS, VETTIMUKAL P.O., ETTUMANOOR, KOTTAYAM	Kottayam	PLASTIC SHEET
8	NALCO PLASTIC INDUSTRIES MINI INDUSTRIAL ESTATE, NADACKAL P.O., ERATTUPETTA, KOTTAYAM 686121	Telephone :0-9447910935 Fax :- E-mail:perfectlinedesigners@gmail.com	Ashik P Aliyar, 4/505, Puthenpedikayil, Erattupetta P.O., Kottayam.	Kottayam	PLASTIC SHEET

9	ZION PLASTICS P. O. EMABATE, MUDIKANAM ROAD, PARIYARAM- 670503 670503	Telephone :91- 9605419322 Fax :- E- mail:zionplastics777 @gmail.com	THOMAS.C.U, OWNER CHAKALAKKAL HOUSE, C M NAGAR, P. O. PILATHARA- 670504	Kannur	PLASTI C SHEET
10	SUPREEM PLASTIC INDUSTRIES AZHIKKAL ROAD PALLIKANDY CALICUT 673003	Telephone :0495- 9446566306 Fax :- E- mail:calicutcity1@gm ail.com	T M ABDUL LATHEEF BARSA HOUSE KAPPAD PO NEAR RAILWAY GATE KOZHICODE	Calicut	PLASTI C SHEET
11	J R PLASTIC KOSE KURICHILAKODE KODANAD P.O 683544	Telephone :91- 7510773232 Fax :- E- mail:asthatech1@gma il.com	JOY P.K. PARAKUNNATH UKKUDY HOUSE KURICHILAKOD E KODANAD P.O. PIN - 683544	Ernakula m	Cup

Total number of suppliers of SUP alternatives

A total of 2181 SUP alternatives manufacturers were registered in the state.

Total number of suppliers of palm products registered under DIC

Sl. No	District	Information collection centre	Item	No. of Registered Manufacturers	Production capacity (TPD)
1	Kasargod	DIC	Palm	12	not available
2	Kannur	DIC	Palm	1	not available
3	Wayanad	DIC	Palm	2	not available
4	Kozhikode	DIC	Palm	6	not available
5	Malappuram	DIC	Palm	8	not available
6	Palakkad	DIC	Palm	22	not available

7	Thrissur	DIC	Palm	19	not available
8	Ernakulam	DIC	Palm	4	not available
9	Idukki	DIC	Palm	2	not available
10	Kottayam	DIC	Palm	14	not available
11	Alappuzha	DIC	Palm	2	not available
12	Pathanamthitta	DIC	Palm	4	not available
13	Kollam	DIC	Palm	2	not available
14	Thiruvananthapuram	DIC	Palm	0	not available
Total				98	

Total number of suppliers of paper products registered under DIC

Sl. No	District	Information collection centre	Item	No. of Registered Manufacturers	Production capacity (TPD)
1	Kasargod	DIC	Paper	36	not available
2	Kannur	DIC	Paper	35	not available
3	Wayanad	DIC	Paper	25	not available
4	Kozhikode	DIC	Paper	141	not available
5	Malappuram	DIC	Paper	170	not available
6	Palakkad	DIC	Paper	142	not available
7	Thrissur	DIC	Paper	309	not available
8	Ernakulam	DIC	Paper	274	not available
9	Idukki	DIC	Paper	67	not available
10	Kottayam	DIC	Paper	122	not available
11	Alappuzha	DIC	Paper	79	not available

					available
12	Pathanamthitta	DIC	Paper	45	not available
13	Kollam	DIC	Paper	115	not available
14	Thiruvananthapuram	DIC	Paper	140	not available
	Total			1700	

Total number of SUP alternative suppliers registered under Kudumbasree

Sl. No	District	Information collection centre	Item	No. of Registered Manufacturers	Production capacity (TPD)
1	Ernakulam	Kudumbasree	Cloth bag unit	192	Not available
2	Thrissur	Kudumbasree	Cloth bag	63	Not available
3	Kozhikode	Kudumbasree	Cloth bag	13	Not available
	Kozhikode	Kudumbasree	Paper bag	4	Not available
	Kozhikode	Kudumbasree	Leather bag	2	Not available
	Kozhikode	Kudumbasree	Pottery Unit	10	Not available
	Kozhikode	Kudumbasree	Paper Pen	3	Not available
4	Kasaragod	Kudumbasree	Paper bag	7	Not available
	Kasaragod	Kudumbasree	Palm plate	8	Not available
	Kasaragod	Kudumbasree	Cloth bag	81	Not available
	Total			383	

Obj 2.2: (ii) market assessment along with a Field survey needs to be carried out. Locations were selected for the survey.

The study will be conducted all over Kerala in order to evaluate SUPs and other options.

Selected locations for the study

sl no	District	Corporation	Municipalities	Panchayaths
1	Kasargod	nil	Kasaragod Nileshwaram	Manjeshwaram Madhur Madikkai Cheruvathur Chengala
2	Kannur	Kannur	Thalassery Thalipparamb	Kolayad Mangattidam Kadamboor Mokeri Cherukunnu
3	Wayanad	nil	SulthanBathery Kalpetta	Mullankolly Pulpally Poothadi Meenagadi Vellamunda
4	Kozhikodu	Kozhikodu	Ramanatukara Feroke	Peruvayal Thurayur Kunnamangalam Mepayur Mavur
5	Malappuram	nil	Malappuram Manjeri	Keezhattur Koottilangadi Puzhakkattiri Alipparamb Aanakkayam
6	Palakkad	nil	Palakkad Shornur	Wadakanchery Elevenchery Vaniyamkulam Agali
7	Thrissur	Thrissur	Guruvayur Irinjalakkuda	Perinjanam Nattika Mathilakam Adat S N puram
8	Ernakulam	Kochi	Thrikkakkara Muvattupuzha	Edavanakkad Nedumbassery Kunnukkara Ramamangalam Marady/Thirumarady

9	Idukki	nil	Thodupuzha	Konnathadi
			Kattappana	Arakkulam
				Vazhathoppu
				Kumaramangalam
				Kumili
10	Kottayam	nil	Erattupetta	Thrikodithanam
			Kottayam	Poonjar
				Paippad
				Chirakkadavu
				Manarkad
11	Alappuzha	nil	Chengannur	Mannar
			Cherthala	Chennithala
				Purakkad
				Chambakkulam
				Kanjikuzhi
12	Pathanamthitta	nil	Adoor	Ranni
			Thiruvalla	Kadambanad
				Koduman
				Pallickal
				Kozhancheri
13	Kollam	Kollam	Punalur	Chavara
			Karunagappilly	Thevalakkara
				Ummannur
				Kadakkal
				Kummil
14	Thiruvananthapuram	Thiruvananthapuram	Nadumangadu	Vilappil
			Neyyattinkara	Vithura
				Aruvikkara
				Nanniyode
				Karakulam

Mobile app for data collection and survey

KoBo Toolbox is customized for the study. It is a free open-source tool for mobile data collection, available to all. It allows collecting data in the field using mobile devices such as mobile phones or tablets, as well as with paper or computers. It is being continuously improved and optimized particularly for the use of humanitarian actors in emergencies and difficult field environments, in support of needs assessments, monitoring, and other data collection activities. On March 29th, 2022, team members were trained

on how to use the KoBo toolbox app and market survey was conducted on may 2022.

a. Litter hotspot details

sno	District	Corporation	Municipality	GP	Total
1	Kasargod	0	5	16	21
2	Kannur	5	4	17	26
3	Wayanad	0	1	3	4
4	Kozhikode	0	6	17	23
5	Malappuram	0	10	16	26
6	Palakkad	0	5	11	16
7	Thrissur	6	8	18	32
8	Ernakulam	5	14	8	27
9	Idukki	0	5	10	15
10	Kottayam	0	4	15	19
11	Alappuzha	0	7	19	26
12	Pathanamthitta	0	4	14	18
13	Kollam	6	12	20	38
14	Thiruvananthapuram	5	9	13	27
	Total	27	94	197	318

*Target-212

Market survey details

sno	District	Corporation	Municipality	GP	Total
1	Kasargod	0	20	26	46
2	Kannur	11	20	26	57
3	Wayanad	0	19	25	44
4	Kozhikode	12	20	19	51
5	Malappuram	2	18	18	38
6	Palakkad	0	20	21	41
7	Thrissur	14	20	26	60
8	Ernakulam	20	21	26	67
9	Idukki	0	21	26	47
10	Kottayam	0	21	25	46
11	Alappuzha	0	20	25	45
12	Pathanamthitta	0	23	27	50
13	Kollam	3	19	26	48
14	Thiruvananthapuram	10	23	32	65
	Total	72	285	348	705

*Target-690

Market Survey to check the availability of SUP

Availability in Market

Cities covered for the Survey (Number & names)		14 districts				
Period when Survey was conducted		April to May 2022				
Availability in Market	Total No. of Locations Visited	AVAILABILITY				
		No. of locations in which SUP available	SUP Code #	No. of locations in which SUP alternatives available	Type of Alternative	Source of Procurement
a. Stockist	100	78		49	cloth bags, paper bags	local markets, Coimbatore
b. Retailer	344	295		169	cloth bags, paper bags	local markets, Coimbatore
c. Local Shopkeeper	262	227		117	cloth bags, paper bags	local markets

Market Survey to check availability of SUP

Usage at major commercial sections

Cities covered for the Survey (Number & names)		14 districts				
Period when Survey was conducted		April to May 2022				
Usage at major Commercial establishments	Total No. of Locat ions Visite d	AVAILABILITY				
		No. of locat ions in whic h SUP avail able	SU P Co de#	No. of locatio ns in which SUP altern atives availa ble	Type of Alternative	Source of Proc ur ement
Restaurants	54	52		24	cloth bags, paper bags, straws	local shops, wholes ale shops
Academic institution	9	2		9	cloth bags, paper bags, straws	local shops, wholes ale shops
Shopping Complexes	100	86		55	cloth bags, paper bags, straws	
Hotels	38	37		18	cloth bags, paper bags, straws	van deliver y, local shops, wholes ale shops
Super markets	97	87		38	cloth bags, paper bags, straws	local shops, wholes ale shops
Provision store	213	190		96	cloth bags, paper bags, straws	van deliver y, local shops, wholes ale

						shops
Vegetable/fruit shop	80	70		26	cloth bags, paper bags, straws	van deliver y, local shops, wholes ale shops
Tourist Locations	6	4		5	cloth bags, paper bags, straws	van deliver y, local shops, wholes ale shops
Cinema	6	4		4	cloth bags, paper bags, straws	local shops, wholes ale shops
Office	15	4		13	cloth bags, paper bags, straws	local shops, wholes ale shops
Railway station	4	4		4	cloth bags, paper bags,	local shops, wholes ale shops
Bus stand	38	30		18	cloth bags, paper bags,	local shops, wholes ale shops
Religious institution	8	3		5	cloth bags, paper bags,	local shops, wholes ale shops
Hospital and other medical care facilities	36	27		25	cloth bags, paper bags,	local shops, wholes ale shops

Objective 3: To carry out field survey for characterization of plastic waste at different locations covering littering hot spots, solid waste processing and disposal facilities

Littering hotspots

- Survey completed

Category	Number of samples
High income	73
Middle income	146
Low income	52
slum	8
Unauthorized colony	9
Others	36
Total	324

Solid waste processing and disposal facilities

- The process was standardised, and team members received pilot training.
- The format for the Kobotoolbox app has been designed, and the app is now being developed.

MCF study completed

DISTRICT	Corporation	municipality	GP	
Kasargod		1	3	
Kannur	1	1	3	
Wayanad		1	3	
Kozhikode	1	1	3	
Malappuram		1	3	
Palakkad		1	3	
Thrissur	1	1	3	
Ernakulam		1	3	
Idukki		1	3	
Kottayam		1	3	
Alappuzha		-	-	
Pathanamthitta		-	-	
Kollam	1	1	3	
Thiruvananthapuram	1	1	3	
Total	5	11	33	49

- Study on waste characterization in nine LSGDs is in progress. The examination of the dump site will begin in a few days and be finished the following week. After the characterisation study of the dumpsite is finished, a draught report will be submitted.



ജില്ലാ ഓഫീസ്, കോട്ടയം
കേരള സംസ്ഥാന മലിനീകരണ നിയന്ത്രണ ബോർഡ്
KERALA STATE POLLUTION CONTROL BOARD
DISTRICT OFFICE, KOTTAYAM.

ശ്രീനിവാസ അമ്പല റോഡ്, കോട്ടയം-686001
 Sreenivasa Iyer Road, Kottayam-686001

File : kspcbkottayam@gmail.com, http://keralapcbonline.com Telephone : ഫോൺ - 2302445 web : www.keralapcb.nic.in
 ഫാക്സ് : ലേറ്റിൻ അക്ഷരങ്ങൾ നൽകിയിട്ടുള്ളതിന് ശ്രദ്ധ ക്രോമിംഗ് വെബ്: krcmms.nic.in എന്ന സൈറ്റ് വിലാസം ഉപയോഗിക്കുക

"ഭരണ ഭാഷ - മറ്റൊരു ഭാഷ"

PCB/KTM/LAB/AC/2013

Date: 22/10/2022

From,

The Environmental Engineer,
 Kerala State Pollution Control Board,
 District Office, Kottayam.

To,

The Member Secretary
 Kerala State Pollution Control Board
 Thiruvananthapuram

Sub: Submission of analysis report on Operational CSTP Kumarakam :reg

Ref: That office letter PCB/HO/NG1/673/2018/VOI. VII/11/2020 dated 03/06/2022

Sir/Madam,

As a part of rejuvenation of polluted river stretches, we analysed samples from Kumarakam CSTPs (OCTOBER 2022). The analysis report attached .

Yours faithfully,



ENVIRONMENTAL ENGINEER



ബില്ലാ ഓഫീസ്, കോട്ടയം
കേരള സംസ്ഥാന ജലീനീകരണ നിയന്ത്രണ ബോർഡ്
KERALA STATE POLLUTION CONTROL BOARD
DISTRICT OFFICE, KOTTAYAM.
 പ്രിൻസിപ്പൽ ഓഫീസ്, കോട്ടയം-686001
 Sreenivasa Ayyer Road, Kottayam-686001

E-mail: spcbkottayam@gmail.com Telephone : 0481 - 2302445 web: www.keralapcb.nic.in
 കെ.പി.എസ്.എസ്. സെക്ഷൻ, സെക്യൂലർ, കോട്ടയം www.krcmms.nic.in ഫിസ്റ്റ് ബെഞ്ച്/സെക്റ്റ് ഉപബോർഡ്

Analysis Report

Analysis Report No.	1G39	Date	21/09/2022	Format No: nil
Application No	PCB/KTV/2631/08	Date of collection		14/10/2022
Received From	AE1	Date of Receipt		14/10/2022
No. Of Sample	1	Period of Analysis		14/10/2022 20/10/2022
Source	CSTP ,KUMARAKAM	Scientist in charge		SJK.M.B
Sample Condition	Fit for analysis	Sample Type		Water
Sample Collected By	AE2	Sample volume & container type		2 L Plastic container
Sample Preservation	AS per APHA/IS:3025(Part-1)			

Sample ID: CSTP ,KUMARAKAM

Sl No.	Parameters	Unit	Value	Test Method	Limit
1.	pH	---	6.5	IS Part 44	5.5-9.0
2.	BOD	mg/L	19	APHA,5220 B,5-18 to 5-19	30
3.	SS	mg/L	12	APHA 2540D	100.0
4.	Oil and Grease	Mg/L	BDL	APHA 5520B	10.0
5.	COD	Mg/L	64	APHA,5220 B,5-18 To5-19	250

SJR
Checked by

Sujith B
Authorised by
Assistant Scientist



KERALA STATE POLLUTION CONTROL BOARD
DISTRICT OFFICE (ERNAKULAM-II), PERUMBAVOOR

PMC 20/733, Govt. Hospital- KSRTC Road, Near Kallunkal Auditorium, Perumbavoor-683 542

Telephone : 0484-2593747

E-mail: pcbdo2ekm@gmail.com

Website: www.keralapcb.nic.in

PCB/PBR/LAB/1/2013

Date: 28.09.2022

ANALYSIS REPORT

Source : SEPTAGE TREATMENT PLANT, BRAHMAPURAM

Sample Point : ACF OUTLET

D.O.S : 15.09.2022

D.O. Rd : 16.09.2022

Collected by : NAMP-II

Sample ID : PCB-78

Sl.No.	Parameters	Unit	Value	Test Method	KSPCB Limit
1	pH		6.84	APHA, 4500 H ⁺ B 22 nd Edition 2012.	5.5-9.0
2	BOD	mg/l	18	APHA, 5210 B, 22 nd Edition 2012.	30
3	COD	mg/l	64	APHA, 5220 B, 22 nd Edition 2012	250
4	OIL & GREASE	mg/l	BDL	APHA, 5520 B, 22 nd Edition 2012	10
5	SS	mg/l	6.8	APHA, 2540-D, 22 nd Edition 2012	100
6	PHOSPHATES	mg/l	0.391	APHA-4500 P-E 22 nd Edition 2012	5
7	NITRATES	mg/l	9.18	APHA 4500-NO ₃ -E, 22 nd Edition 2012	10
8	SULPHATES	mg/l	105.16	APHA, 4500-SO ₄ , 22 nd Edition 2012	1000
9	SULPHIDES	mg/l	BDL	APHA-4500-S ²⁻ D 22 nd Edition 2012	2
10	AMMONIACAL NITROGEN	mg/l	BDL	APHA, 4500-NH ₃ -F, 22 nd Edition 2012	50
11	PHENOLIC COMPOUNDS	mg/l	BDL	APHA, 5530 C, 22 nd Edition 2012	1
12	TOTAL COLIFORM	cfu/100ml	6	APHA 9222B, 22 nd Edition 2012	-
13	FAECAL STREPTOCOCCI	cfu/100ml	269	APHA 9230 A, 22 nd Edition 2012	-

Kerala State Pollution Control Board
Dist. Office (Ernakulam-II)

28 SEP 2022

SARANYA DAS. K.
Assistant Scientist

AS/NAMP 2
Dul
30/9/22



KERALA STATE POLLUTION CONTROL BOARD

DISTRICT OFFICE, ERNAKULAM, 11, PERUMBAVOOR

PWC 2017/35, Govt. Hospital - AS 410 Road, Near Kallurua, Auditorium, Perumbavoor-693 542

Telephone: 0484-2593747

Email: pcbk@kerala.gov.in

Website: www.kerala.gov.in


Date: 25.10.2022

PCB-PBR/AS 1/2013

ANALYSIS REPORT

Source : CFTZ KINFRA SMALL INDUSTRIES NEELANGI
 Sample Point : ACE OUTLET
 D.O.S : 11.10.2022
 D.O. Rd : 14.10.2022
 Collected by : GFA
 Sample ID : PCB-19

Sl No.	Parameters	Unit	Value	Test Method	KSPCB Limit
1	pH		7.41	APHA 2591 C, 22 nd Edition 2012	6.0-9.0
2	BOD	mg/l	2	APHA 5210 B, 22 nd Edition 2012	30
3	COD	mg/l	72	APHA 5220 B, 22 nd Edition 2012	250
4	SS	mg/l	301	APHA 2540 D, 22 nd Edition 2012	100
5	OIL & GREASE	mg/l	BDL	APHA 8220 B, 22 nd Edition 2012	10
6	FLUORIDES	mg/l	0.9	APHA 3500 F, 22 nd Edition 2012	5
7	CHLORIDES	mg/l	70.97	APHA 2500 C, 22 nd Edition 2012	1000
8	SULPHATES	mg/l	443.63	APHA 4500 SO4, 22 nd Edition 2012	1000
9	SULPHIDES	mg/l	18.4	APHA 4500 S, 22 nd Edition 2012	5
10	AMMONIACAL NITROGEN	mg/l	0.9135	APHA 2500 N, 22 nd Edition 2012	50
11	PHENOLIC COMPOUNDS	mg/l	BDL	APHA 5530 C, 22 nd Edition 2012	



ANALYST:
 ASSISTANT SUPERVISOR



KERALA STATE POLLUTION CONTROL BOARD

DISTRICT OFFICE (ERNAKULAM -II), PERUMBAVOOR

PMC 20/733, Govt. Hospital- KSRTC Road, Near Kallunkal Auditorium, Perumbavoor-683 542

Telephone : 0484-2593747

E-mail: pcbdo2ekm@gmail.com

Website: www.keralapcb.nic.in

PCB/PBR/LAB/1/2013

Date: 28.09.2022

ANALYSIS REPORT

Source : CETP RUBBER PARK IRAPURAM

Sample Point : FILTER OUTLET

D.O.S : 15.09.2022

D.O. Rd : 16.09.2022

Collected by : NAMP-II

Sample ID : PCB-100

Sl.No.	Parameters	Unit	Value	Test Method	KSPCB Limit
1	pH		7.66	APHA, 4500 H ⁺ B 22 nd Edition 2012.	6.5-8.5
2	BOD	mg/l	6	APHA, 5210 B, 22 nd Edition 2012.	30
3	COD	mg/l	48	APHA, 5220 B, 22 nd Edition 2012	250
4	OIL & GREASE	mg/l	BDL	APHA, 5520 B, 22 nd Edition 2012	10
5	SS	mg/l	62.4	APHA, 2540-D, 22 nd Edition 2012	100
6	TDS	mg/l	1254	APHA 2540-C, 22 nd Edition 2012	2100
7	AMMONIACAL NITROGEN	mg/l	0.35	APHA 4500-NH ₃ -F, 22 nd Edition 2012	50
8	SULPHIDES	mg/l	BDL	APHA, 4500-S ²⁻ F, 22 nd Edition 2012	2
9	FLUORIDES	mg/l	0.6	APHA, 4500-F ⁻ C, 22 nd Edition 2012	2
10	CHLORIDES	mg/l	65.97	APHA, 4500-Cl ⁻ B, 22 nd Edition 2012	1000
11	SULPHATES	mg/l	199.45	APHA, 4500-SO ₄ , 22 nd Edition 2012	1000
12	PHENOLIC COMPOUNDS	mg/l	BDL	APHA, 5530 C, 22 nd Edition 2012	1

AS/NAMPZ
27/9/22

Kerala State Pollution Control Board
Dist. Office (Ernakulam-II)

28 SEP 2022

SARANYA DAS. K.
Assistant Scientist

3786
29/9/22



KERALA STATE POLLUTION CONTROL BOARD

കേരളസംസ്ഥാന മലിനീകരണ നിയന്ത്രണ ബോർഡ്

file copy

ANALYSIS REPORT (WATER / EFFLUENT / SOLID WATER)

Date : **29.06.2022**

Source	Adimaly Comfort Station	Sample received from	
Date of sample Collection	20.06.2022		
Ref. No.		Period of analysis	
Date of Receipt	21.06.2022		
Scientist-in charge of analysis		ASSISTANT SCIENTIST	

S. No	Parameter	Unit	Value			
			Sample No.			
			W1			
1.	pH		7.4			
2.	BOD	mg/l	16.0			
3.	S.S.	mg/l	5.0			
4.	Oil & Grease	mg/l	BDL			
5.						
6.						
7.						
8.						
9.						
10.						
11.						
12.						
13.						
14.						
15.						

Details of samples : **W1 - sample collected from STP**

Remarks :

Assistant Scientist

email: kspcbpta@gmail.com

Phone/ fax: 0468-2223983

കേരള സംസ്ഥാന മലിനീകരണ നിയന്ത്രണ ബോർഡ്

KERALA STATE POLLUTION CONTROL BOARD

ജില്ലാ ഓഫീസ്, OPP ജനറൽ ആശുപത്രി, KK Nair Road, കുന്തിരോട്ടത്തിൽബീഡിയിൽ, പത്തനംതിട്ട-689 645

DISTRICT OFFICE, OPP.GENERAL HOSPITAL, KK NAIR ROAD, BEHIND AVG MOTORS, PATHANAMTHITTA689645

web site: www.keralapcb.nic.in – for Online registration, visit-krocmmms.nic.in/KSPCB



PCB/PTA/TG/261/2017

11.10.2022

From

Environmental Engineer

To

The Member Secretary
Kerala State Pollution Control Board

Sub:- Submission of report on operational CSTP/CETPs – reg:-

Ref:- That office Letter No. PCB/HO/EE3/NGT/673/2018/VOL VII/11/2020

Madam,

I am forwarding herewith report of operational CSTPs/CETPs including analysis report under our jurisdiction for the month of September 2022 for your kind information and necessary action.

Yours faithfully,

ENVIRONMENTAL ENGINEER

Status of CSTPs/CETPs which are operational

Sl. No.	City/Town	STP / ETP Location	Status	Installed capacity	Utilization	Process
1	Pathanamthitta	Sewage Treatment Plant at Sannidhanam (5MLD) Maintained by Travancore Devaswom Board	Seasonally Operated during festival season (Parameters not complying with standards)	5MLD	3.5MLD	UASB and SBR
2		Sewage Treatment Plant at Pamba (3.5 MLD) maintained by Travancore Devaswom Board	Seasonally Operated during festival season . Sample not collected as bridge across njunangar collapsed	3.5MLD	3.5MLD	Coagulation & Settling
3		Common Effluent Treatment Plant at Kinfra Food Processing Park, Elamannoor, Adoor	Operating (parameters not complying with standards)	225 m3/day	30 m3/day	Coagulation & Settling



email: kspcbpta@gmail.com

Phone/ fax: 0468-2223983

കേരള സംസ്ഥാന മലിനീകരണ നിയന്ത്രണ ബോർഡ് KERALA STATE POLLUTION CONTROL BOARD

ജില്ലാ ഓഫീസ്, OPP ജനറൽ ആശുപത്രി, KK Nair Road, കുന്നിത്തോട്ടത്തിൽബിൾഡിംഗ്, പത്തനംതിട്ട-689 645
DISTRICT OFFICE, OPP.GENERAL HOSPITAL, KK NAIR ROAD, BEHIND AVG MOTORS, PATHANAMTHITTA689645

web site: www.keralapcb.nic.in - for Online registration, visit krocmms.nic.in or keralapcbonline.com

ഭരണഭാഷ - മാതൃഭാഷ

PCB/PTA/ICO/2781/2017

DESPATCHED
on 04/08/2022
02.08.2022

പ്രേഷിത

പരിസ്ഥിതി എഞ്ചിനീയർ

സ്വീകർത്താവ്

സെക്രട്ടറി
ട്രാവൻകൂർ ദേവസ്വം ബോർഡ്
നന്ദൻകോട്, തിരുവനന്തപുരം

വിഷയം: സന്നിധാനം STP മോണിറ്ററിംഗ് - സംബന്ധിച്ച് .

- സൂചന:
- 1) 17.03.2021 തീയതിയിലെ PCB/PTA/ICO/2781/2017 നമ്പർ ഉത്തരവ്
 - 2) 03.02.2022 തീയതിയിലെ ഈ ഓഫീസിലെ ഇതേ നമ്പർ കത്ത്.
 - 3) PCB/HO/EE3/NGT/673/2018 നമ്പർ മെമ്പർ സെക്രട്ടറിയുടെ കത്ത് 13.06.2022 തീയതി ഈ ഓഫീസിൽ ലഭിച്ചത്.

സർ,


മേൽ സൂചനകളിലേക്ക് ശ്രദ്ധ ക്ഷണിക്കുന്നു. സൂചന(1), (2) പ്രകാരം സന്നിധാനം STP മോണിറ്ററിംഗ് സംബന്ധിച്ച് ഈ ഓഫീസിൽ നിന്നും അയച്ച കത്തിന്മേൽ നാളിതുവരെയായി യാതൊരു നടപടിയും സ്വീകരിച്ചതായി കാണുന്നില്ല. സൂചന(3)പ്രകാരം ഇത് സംബന്ധിച്ച് പുരോഗതി റിപ്പോർട്ട് ചെയ്യുന്നതിന് ആവശ്യപ്പെട്ടിട്ടുള്ളതിനാൽ ടി വിഷയത്തിൽ താങ്കളുടെ അടിയന്തര ഇടപെടൽ ഉണ്ടായി സ്വീകരിച്ച നടപടി ഈ ഓഫീസിൽ അറിയിക്കേണ്ടതാണ്.

വിശ്വസ്തതയോടെ,

പരിസ്ഥിതി എഞ്ചിനീയർ

ഉള്ളടക്കം : സൂചന (3)

പകർപ്പ് : എക്സിക്യൂട്ടീവ് എഞ്ചിനീയർ, ട്രാവൻകൂർ ദേവസ്വം ബോർഡ്, ശബരിമല



STP AT SANNIDHANAM

ANALYSIS REPORT

Date:30.08.2022

Date of sampling: 20.08.2022

Date of sample Received: 20.08.2022

Station	Parameters					
	pH	TSS (mg/l)	BOD (mg/l)	OIL&GREASE (mg/l)	TDS (mg/l)	TC CFU/100ml
OUT LET	5.5	116	40	10	360	510

2242
30/08/2022

AE2

30/8

ASSISTANT SCIENTIST



mail: kspcbpta@gmail.com

Phone/ fax: 0468-2223983

കേരള സംസ്ഥാന മലിനീകരണ നിയന്ത്രണ ബോർഡ്

KERALA STATE POLLUTION CONTROL BOARD

ജില്ലാ ഓഫീസ്, OPP ജനറൽ ആശുപത്രി, KK Nair Road, കുന്തികോട്ടത്തിൽബിൽഡിങ്, പത്തനംതിട്ട-689 645
DISTRICT OFFICE, OPP.GENERAL HOSPITAL, KK NAIR ROAD, BEHIND AVG MOTORS, PATHANAMTHITTA689645

web site: www.keralapcb.nic.in - for Online registration, visit-krocmms.nic.in or keralapcbonline.com

ഭരണഭാഷ - മാതൃഭാഷ

PCB/PTA/ICO/4337/2022

23.08.2022

പ്രേഷിത

പരിസ്ഥിതി എഞ്ചിനീയർ



സ്വീകർത്താവ്

The Managing Director
KINFRA House
TC, 3/2321
Sasthamangalam
Thiruvananthapuram

വിഷയം : 'CETP, KINFRA, Adoor' ന്റെ പ്രവർത്തനം - സംബന്ധിച്ച്.

- സൂചന :
- 1) 25.02.2022 തീയതിയിലെ 31.01.2026 വരെ കാലാവധിയുള്ള ICO/PTA/4294/2022 നമ്പർ പ്രവർത്തനാനുമതി.
 - 2) 04.05.2022, 20.06.2022, 23.07.2022 തീയതികളിൽ ബോർഡുദ്യോഗസ്ഥർ CETP ൽ നടത്തിയ പരിശോധനകളും ശുദ്ധീകരിച്ച മലിനജലത്തിന്റെ സാമ്പിൾ ശേഖരണവും.
 - 3) 13.05.2022, 27.06.2022, 02.08.2022 തീയതികളിലെ പരിശോധന ഫലങ്ങൾ.
 - 4) 03.06.2022, 29.06.2022, 14.07.2022 തീയതികളിൽ ഈ ഓഫീസിൽ നൽകിയ നിർദ്ദേശങ്ങൾ
 - 5) 30.07.2022 തീയതിയിലെ Manager, Kinfra, അടൂർ ന്റെ KFPIP-ADR/III/3(XII)/2022-23 നമ്പർ മറുപടി.

സർ,

മേൽ സൂചനകളിലേക്ക് ശ്രദ്ധ ക്ഷണിക്കുന്നു. സൂചന(2) പ്രകാരം അങ്ങയുടെ ഉടമസ്ഥതയിലുള്ള KINFRA യിലെ പൊതു മലിനജല സംസ്കരണ പ്ലാന്റുകളിൽ ബോർഡ് ഉദ്യോഗസ്ഥർ പരിശോധന നടത്തിയിട്ടുള്ളതും, ടി സമയം ശുദ്ധീകരിച്ച മലിനജല സാമ്പിളുകൾ ശേഖരിക്കുകയും ചെയ്തിട്ടുണ്ട്. സൂചന(3) പ്രകാരമുള്ള പരിശോധന ഫലങ്ങൾ പ്രകാരം പ്രസ്തുത സാമ്പിളുകൾ, സൂചന(1) പ്രകാരമുള്ള അനുമതിയിലെ നിബന്ധന 2.4 പ്രകാരമുള്ള ഗുണനിലവാരം കൈവരിക്കുന്നില്ല. ആയതിന് മേലുള്ള മതിയായ നിർദ്ദേശങ്ങൾ സൂചന(4) പ്രകാരം ഈ ഓഫീസിൽ നിന്നും നൽകിയിട്ടുണ്ട്.

എന്നാൽ സ്വീകരിച്ചതായി Kinfra, അടൂർ ഓഫീസിൽ നിന്നും അറിയിച്ച നടപടികൾ ഫലവത്തായി കാണുന്നില്ല. പ്ലാന്റിലെ മെഷിനുകളായ Blower, Motor, Aeration തുടങ്ങിയവയ്ക്ക് കേടുപാടുകൾ സംഭവിക്കുന്നതായും, പിന്നീട് അറ്റകുറ്റപ്പണികൾ നടത്തുന്നതായും, പ്രസ്തുത ഓഫീസിൽ നിന്നും നൽകിയിട്ടുള്ള മറുപടി കത്തുകളിൽ നിന്നും മനസ്സിലാക്കുന്നു. മേൽപ്പറഞ്ഞവ മെഷിനുകൾ ഓരോ വിഭാഗത്തിനും, ഓരോന്ന് മാത്രമാണ് സ്ഥാപിച്ചിരിക്കുന്നത്. ആയതിനാൽ കേടുപാടുകൾ സംഭവിക്കുമ്പോൾ ശുദ്ധീകരിക്കാത്ത, ബോർഡ് നിഷ്കർഷിക്കുന്ന ഗുണനിലവാരം കൈവരിക്കാത്ത മലിനജലമാണ് നിർമ്മാർജ്ജനം ചെയ്യേണ്ടിവരുന്നത്. ഈ സാഹചര്യത്തിൽ 14.07.2022 തീയതിയിൽ ഈ ഓഫീസിൽ നിന്നും നൽകിയ നിർദ്ദേശാനുസരണം stand by മെഷിനുകൾ സ്ഥാപിക്കുകയാണെങ്കിൽ ടി പ്രശ്നങ്ങൾക്ക് പരിഹാരം കാണാൻ പറ്റും. കൂടാതെ CETP യുടെ സാമ്പിൾ പരിശോധനാഫലം, CPCB server ലേക്ക് എല്ലാ മാസവും upload ചെയ്യേണ്ടതാണ്. ആയതിനാൽ അതിനുള്ള നടപടികളും മേൽപ്പറഞ്ഞ ന്യൂനതകൾ പരിഹരിക്കുന്നതിനുള്ള അടിയന്തിര നടപടികളും സ്വീകരിക്കണമെന്നും, അനുമതിയിലെ നിബന്ധനകൾ പൂർണ്ണമായും നടപ്പിലാക്കണമെന്നും അറിയിക്കുന്നു. സ്വീകരിച്ച നടപടി രേഖാമൂലം അറിയിക്കേണ്ടതാണ്. CETP സംബന്ധിച്ച വിവരങ്ങൾ എല്ലാ മാസവും CPCB - യുടെ വെബ്സൈറ്റിൽ upload ചെയ്യേണ്ടതിനാൽ, നടപടി സ്വീകരിക്കുന്നതിനുള്ള കാലതാമസം ഒഴിവാക്കേണ്ടതാണ്.

വിശ്വസ്തതയോടെ,



പരിസ്ഥിതി എഞ്ചിനീയർ

പകർപ്പ് : The Manager
CETP, Kinfra, Elamannoor
Pathanamthitta



email: kspcbpta@gmail.com

Phone/fax: 0468-2223983

കേരള സംസ്ഥാന മലിനീകരണ നിയന്ത്രണ ബോർഡ്
KERALA STATE POLLUTION CONTROL BOARD

ജില്ലാ ഓഫീസ്, OPP ജനറൽ ആശുപത്രി, KK Nair Road, കുന്തിരപട്ടണത്തിൽബിരുദിങ്, പത്തനംതിട്ട-888 646

web site: www.keralapcb.nic- for Online registration, visit-krocmmms.nic.in/KSPCB
ഭരണഭാഷ - മാതൃഭാഷ

ANALYSIS REPORT

Source: Kinfra food processing Industrial Park, Elamannoor (Common ETP)

Date: 02.09.2022

Date of sampling: 26.08.2022

Date of sample Received: 27.08.2022

NATURE OF SAMPLE: Effluent

SL NO	Parameters	Unit	PCB 210	Limit
			Outlet	
1	pH		6.8	5.5-9.0
2	BOD	mg/l	30	30
3	COD	mg/l	96	250
4	SS	mg/l	98	100
5	O & G	mg/l	11	10

2276
2/09/2022

AS₃

2/9

Remarks: O&G exceeded the limit

ASSISTANT SCIENTIST



KERALA STATE POLLUTION CONTROL BOARD
DISTRICT OFFICE (ERNAKULAM -II), PERUMBAVOOR

PMC 20/733, Govt. Hospital- KSRTC Road, Near Kallunkal Auditorium, Perumbavoor-683 542

Telephone 0484-2593747

E-mail: pcbdo2ekm@gmail.com

Website: www.keralapcb.nic.in

PCB/PBR/LAB/1/2013

Date: 28.09.2022

ANALYSIS REPORT

Source : SEPTAGE TREATMENT PLANT, BRAHMAPURAM

Sample Point : ACF OUTLET

D.O.S : 15.09.2022

D.O. Rd : 16.09.2022

Collected by : NAMP-II

Sample ID : PCB-78

Sl.No.	Parameters	Unit	Value	Test Method	KSPCB Limit
1	pH		6.84	APHA, 4500 H ⁺ B 22 nd Edition 2012.	5.5-9.0
2	BOD	mg/l	18	APHA, 5210 B, 22 nd Edition 2012.	30
3	COD	mg/l	64	APHA, 5220 B, 22 nd Edition 2012	250
4	OIL & GREASE	mg/l	BDL	APHA, 5520 B, 22 nd Edition 2012	10
5	SS	mg/l	6.8	APHA, 2540-D, 22 nd Edition 2012	100
6	PHOSPHATES	mg/l	0.391	APHA-4500 P-E 22 nd Edition 2012	5
7	NITRATES	mg/l	9.18	APHA 4500-NO ₃ -E, 22 nd Edition 2012	10
8	SULPHATES	mg/l	105.16	APHA, 4500-SO ₄ , 22 nd Edition 2012	1000
9	SULPHIDES	mg/l	BDL	APHA-4500-S ²⁻ D 22 nd Edition 2012	2
10	AMMONIACAL NITROGEN	mg/l	BDL	APHA, 4500-NH ₃ -F, 22 nd Edition 2012	50
11	PHENOLIC COMPOUNDS	mg/l	BDL	APHA, 5530 C, 22 nd Edition 2012	1
12	TOTAL COLIFORM	cfu/100ml	6	APHA 9222B, 22 nd Edition 2012	-
13	FAECAL STREPTOCOCCI	cfu/100ml	269	APHA 9230 A, 22 nd Edition 2012	-

Kerala State Pollution Control Board
Dist. Office (Ernakulam-II)

28 SEP 2022

SARANYA DAS. K.
Assistant Scientist

AS/NAMP-2
Dul
28/9/22



കേരള സംസ്ഥാന മലിനീകരണ നിയന്ത്രണ ബോർഡ്

മെജസ്റ്റിക് സ്ക്വയർ, ചുനാമം നിയ, പറവട്ടാമ്പി, മണ്ണൂർ റി.പി.ഒ., തൃശ്ശൂർ-680655

KERALA STATE POLLUTION CONTROL BOARD

Majestic Square, 3rd Floor, Paravattani, Ollukkara P.O., Thrissur-680655

ANALYSIS REPORT (WATER/EFFLUENT/SOLID WASTE)		TAS No: 631	Date: 20.09.2022
Source	M/s. Sewage Treatment Plant by KWA, Chakkamkandam.	Sample received from	EE, THRISSUR
Date of Sample Collection	30/08/2022		
Ref. No.	PCB/TSR/IC /487/07	Period of analysis	30/08/2022-20/09/2022
Date of Receipt	30/08/2022		
Scientist – in –charge of analysis		RESHMI R	

SI No	Parameter	Unit	Value
			KWA (ETP outlet)
1	pH	---	9.56
2	Biological Oxygen Demand	mg/l	4.5
3	Chemical Oxygen Demand	..	8
4	Suspended solids	..	10.52
5	Oil & Grease	..	BDL
6	Faecal Coliform	MPN/100ml	NIL.
Remarks:			

Reshmi
Assistant Scientist
Kerala State Pollution Control Board

Sanjya
20/9/2022